

M2F60

General Rectifying Diodes

600V, 1.2A

Feature

- Small SMD
- Available for automotive use
- Pb free terminal
- RoHS:Yes

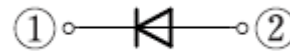
OUTLINE

Package (House Name): M2F

Package (JEDEC Code): DO-214AA similar



Equivalent circuit



Absolute Maximum Ratings (unless otherwise specified : Tl=25°C)

Item	Symbol	Conditions	Ratings	Unit
Storage temperature	T _{stg}		-55 to 150	°C
Junction temperature	T _j		150	°C
Repetitive peak reverse voltage	V _{RRM}		600	V
Average forward current	I _{F(AV)}	50Hz sine wave, Resistance load, On alumina substrate, Ta=51°C	1.2	A
Average forward current	I _{F(AV)}	50Hz sine wave, Resistance load, On glass-epoxy substrate, Ta=55°C	0.9	A
Surge forward current	I _{FSM}	50Hz sine wave, Non-repetitive 1 cycle peak value, T _j =25°C	50	A
Current squared time	I ² t	1ms ≤ tp < 10ms, T _j =25°C	7.4	A ² s

※ : See the original Specifications

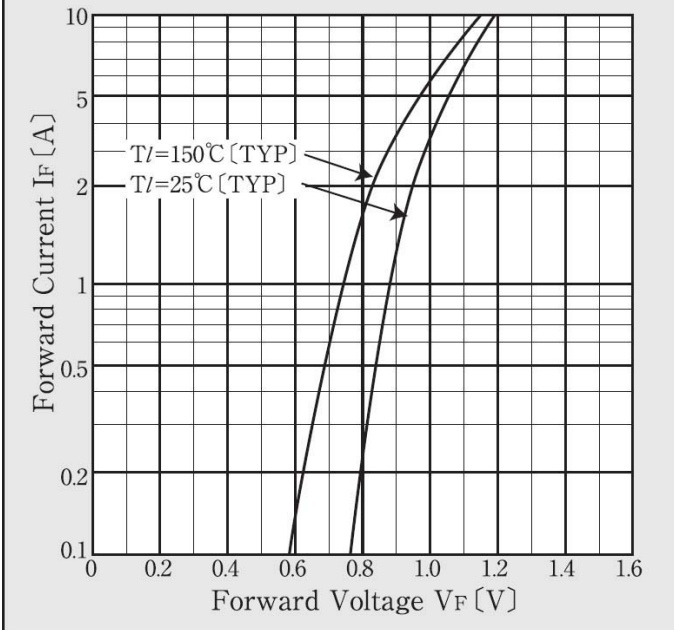
Electrical Characteristics (unless otherwise specified : Tl=25°C)

Item	Symbol	Conditions	Ratings			Unit
			MIN	TYP	MAX	
Forward voltage	V_F	$I_F=1.2A$, Pulse measurement			0.97	V
Reverse current	I_R	$V_R=600V$, Pulse measurement			10	μA
Thermal resistance	$R_{th(j-l)}$	Junction to lead			33	$^{\circ}C/W$
Thermal resistance	$R_{th(j-a)}$	Junction to ambient, On alumina substrate			90	$^{\circ}C/W$
Thermal resistance	$R_{th(j-a)}$	Junction to ambient, On glass-epoxy substrate			120	$^{\circ}C/W$

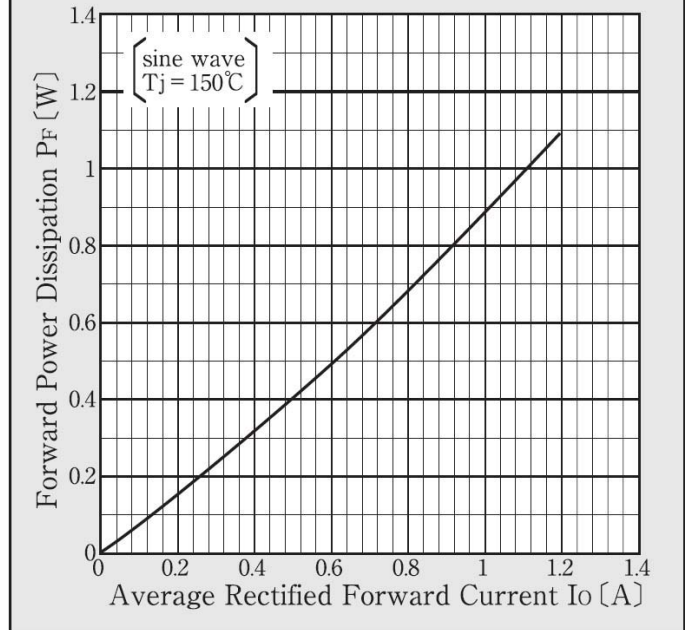
* :See the original Specifications

CHARACTERISTIC DIAGRAMS

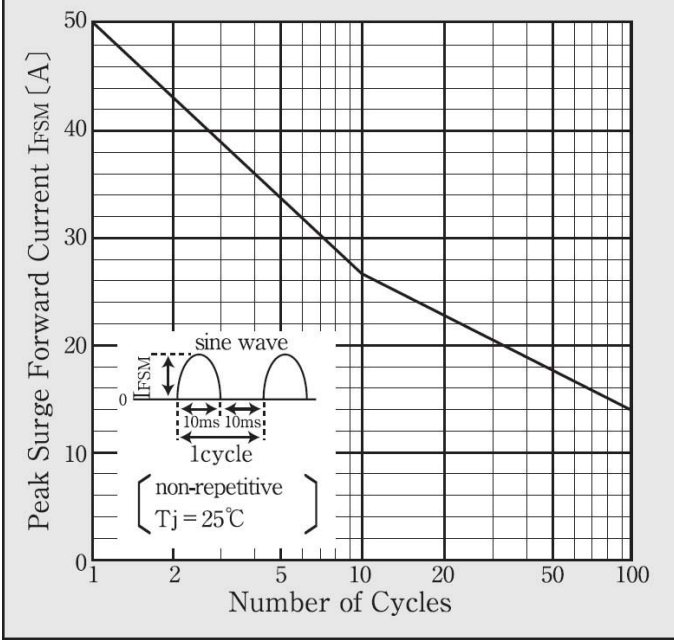
Forward Voltage



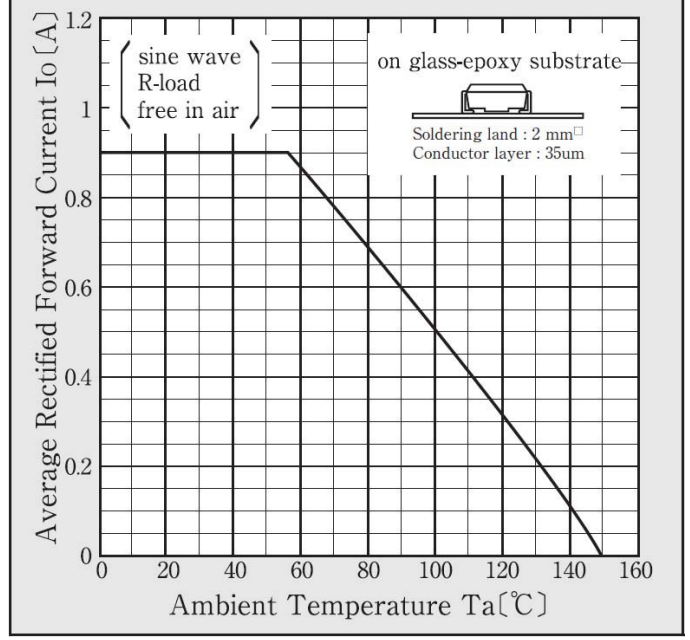
Forward Power Dissipation



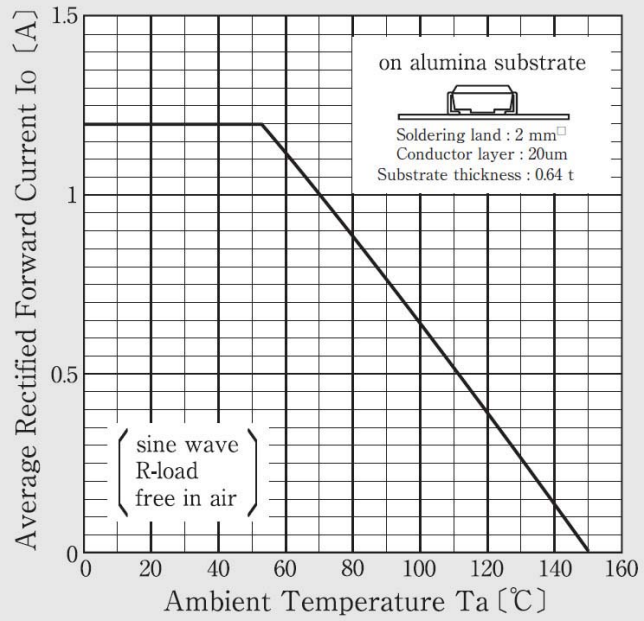
Peak Surge Forward Current Capability



Derating Curve

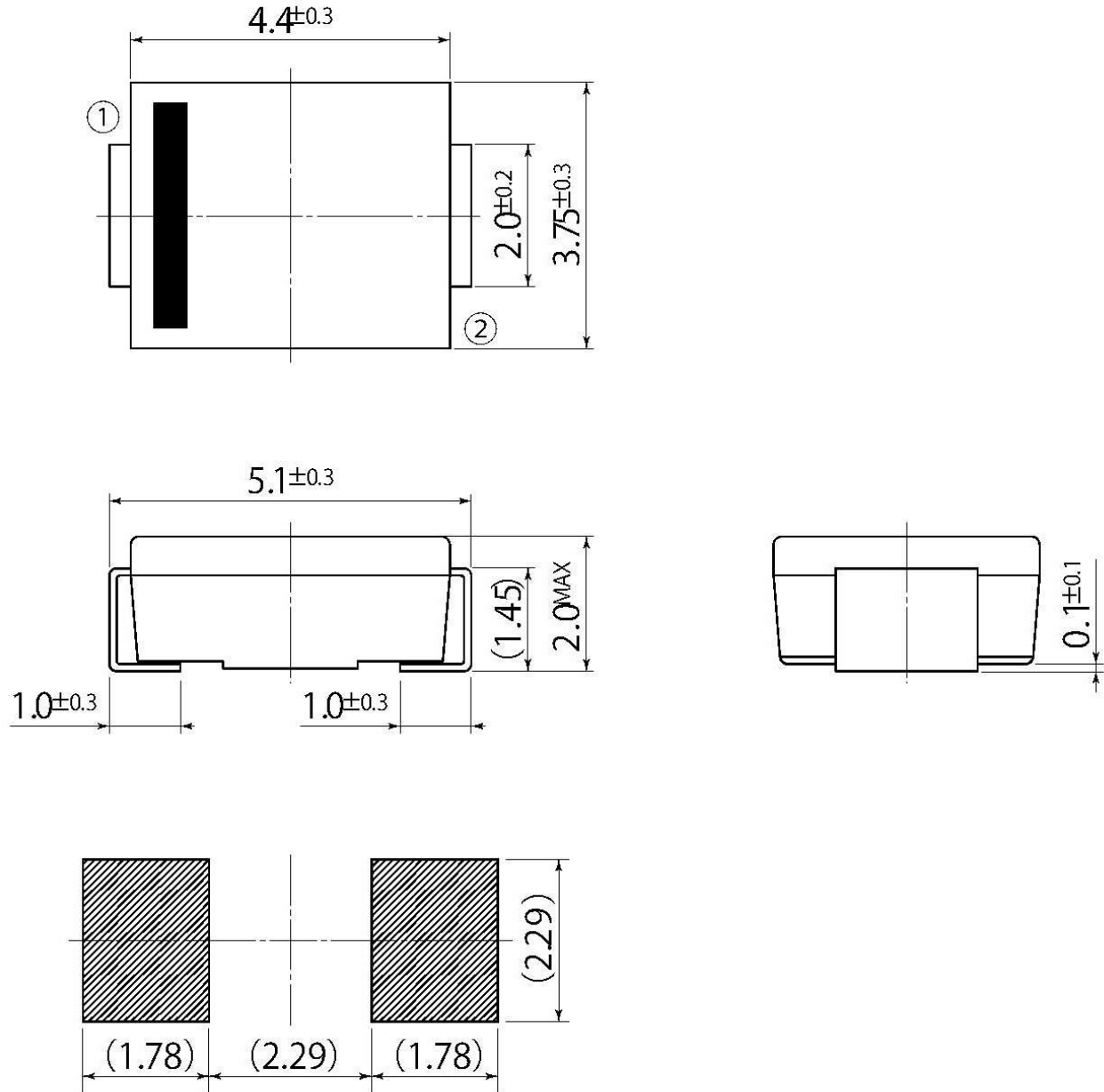


Derating Curve



B6

JEDEC Code	DO-214AA similar
JEITA Code	—
House Name	M2F



Referential Soldering Pad

• Optimize soldering pad to the board design and soldering condition.