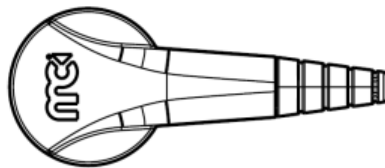
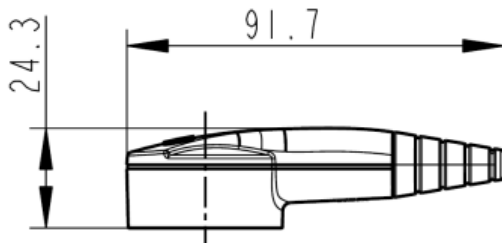
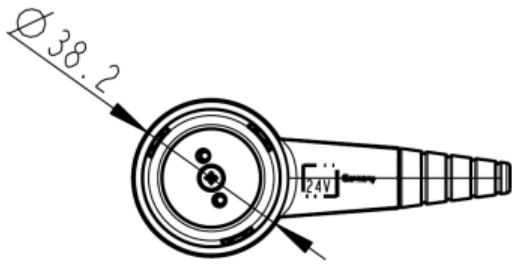


PowerSystem

M2K204-1AE



POWERSYSTEM
CLIP 24V PRO



All dimensions are in mm; tolerances according to ISO 2768 m-H

Component

Powersystem Clip24V Pro for use with

Magcode Powersystem Port 24V Pro

M2S104-3xx

Documents

Assembly instruction

MA_M2V002

Material and plating

Parts

Housing
Pins interface area

Material

PBT ASA GF20
AgCu3

Plating

none
none

Electrical data

Connection Technology
Rated voltage
Max current load

screw type max. 2.5mm² wire cross section
24 V DC
25 A at +70° C

PowerSystem

M2K204-1AE



POWERSYSTEM
CLIP 24V PRO

Mechanical data

Locking mechanism with port M2S101-3xx magnetic
 Duty cycles without load > 10000 cycles
 Duty cycles at 15A 4000 cycles
 Vibration resistance 3 axes, 8h, 5Hz-200Hz, 8,5m/s²
 Shock resistance 3 axes, 13000 shocks, 11ms. 30g

Environmental data

Temperature range -40°C to +105°C
 Dust and water resistance not connected IP40
 Dust and water resistance clip on port IP42

Packing

Standard Bulk
 Weight ~ 32,5g

While the information has been carefully compiled to the best of our knowledge, nothing is intended as representation or warranty on our part and no statement herein shall be construed as recommendation to infringe existing patents. In the effort to improve our products, we reserve the right to make changes judged to be necessary.

Draft	Date	Approved	Date	Rev.	Engineering change number	Name	Date
Axel Botsch	30/07/09	W_Lankes	21/09/11	b00	11-s239	L_Perschl	21/09/11
Rosenberger Hochfrequenztechnik GmbH & Co. KG P.O.Box 1260 D-84526 Tittmoning Germany www.rosenberger.de					Tel.: +49 8684 18-0 Fax: +49 8684 18-499 email: info@rosenberger.de		Page 2 / 2