

Accessories

ZGGZ80 - Interconnection Strip



ZGGZ80-1

- Designed for the co-operation with plug-in sockets of miniature relays and with interface relays PI84 and PI85, which are equipped with screw terminals; sockets and relays are mounted on 35 mm rail mount acc. to PN-EN 60715,
- Bridges common input signals (coil terminals A1 or A2) or output signals - see photo at the top,
- Maximum permissible current is 10 A / 250 V AC,
- Possibility of connection of 8 sockets or relays,
- Colors of strips: ZGGZ80-1 grey

ZGGZ80-1

Plug-in sockets

GZT 80
GZM 80
GZT 92
GZM 92

Relays for plugin sockets


RM84, RM85, RM87
RM84, RM85, RM87
RM84, RM85, RM87
RM84, RM85, RM87

Relays socket combination

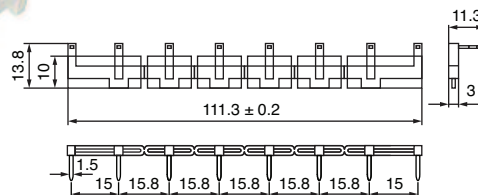
PI84-...-M..G (GZT80+RM84)
PI84-...-00L (GZM80+RM84)
PI85-...-M..G (GZT80+RM85)
PI85-...-00L (GZM80+RM85)

Interface relay PI84 (PI85) is offered as a set: plug-in socket GZT80 or GZM80 + miniature relay RM84 (RM85) + signalling / protecting module type M... + retainer / retractor clip GZT80-0040 + description plate GZT80-0035.

Altech Custom Assemblies



Dimensions



Altech provides quick turnaround and competitive prices on assemblies.

For complete assemblies contact Altech.



ZGGZ4-1

- Designed for the co-operation with plug-in sockets of miniature industrial relays and with interface relays PIR2, PIR3 and PIR4, which are equipped with screw terminals; sockets and relays are mounted on 35 mm rail mount acc. to PN-EN 60715,
- Bridges common input signals (coil terminals A1 or A2) or output signals - see photo at the top,
- Maximum permissible current is 10 A / 250 V AC,
- Possibility of connection of 6 sockets or relays,
- Colors of strips: ZGGZ4-1 grey

ZGGZ4-1

Plug-in sockets

GZT2
GZM2
GZT3
GZM3
GZT4
GZM4

Relays for plugin sockets


R2
R2
R3
R3
R4
R4

Relays socket combination

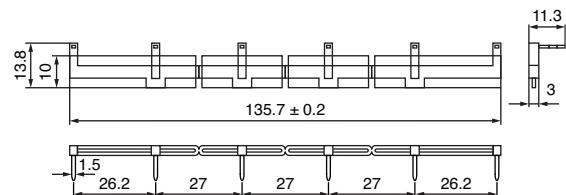
PIR2-...-00L (GZM2+R2)
PIR3-...-00L (GZM3+R3)
PIR4-...-00L (GZM4+R4)

Interface relay PIR2 (PIR3, PIR4) is offered as a set: plug-in socket GZM2 (GZM3, GZM4) + miniature industrial relay R2 (R3, R4) + signalling / protecting module type M... + retainer / retractor clip GZT4-0040 + description plate GZT4-0035.

Altech Custom Assemblies



Dimensions



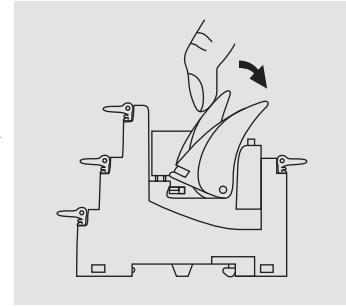
Altech provides quick turnaround and competitive prices on assemblies.

For complete assemblies contact Altech.

Accessories For Industrial Relays

Signalling / protecting module
type M...

Electromagnetic
relay








Removing the relay from the socket
with a retractor / retractor clip.

Retainer / retractor clip

Screw terminals
plug-in socket


Description plate



Type of plug-in socket	GZT80, GZT92 GZM80, GZM92	GZT2, GZT3, GZT4 GZM2, GZM3, GZM4
Retainer / retractor clips		
Type	GZT80-0040	GZT4-0040
Color	gray	gray
Description plates		
Type	GZT80-0035	GZT4-0035
color	white	white
For relays	RM84, RM85, RM87	R2, R3, R4
Height of relay	15...16.5 mm	35.6 mm

For sockets type: GZT80, GZT92, GZM80, GZM92, GZS80, GZS92, ES 32, GZT2, GZT3, GZT4, GZM2, GZM3, GZM4

Modules are parallel connected with relay coil.
Polarity P: -A1/+A2. Polarity N: +A1/-A2.



Part Number	Color	Modules	Layout	Layout
M21P		Module D (polarization P) It limits overvoltage on DC coils.		6/230 V DC
M21N		Module D (polarization N) It limits overvoltage on DC coils.		6/230V DC
M31R M32R M33R M31G* M32G M33G	red red red green green green	Module LD (polarization P) It limits overvoltage on DC coils. Coil energizing indication.		6/24 V DC 24/60 V DC 110/230V DC 6/24 V DC 24/60 V DC 110/230V DC
▶ M41G ▶ M42G ▶ M43G	green green green	Module LD (polarization N) It limits overvoltage on DC coils. Coil energizing indication.		6/24 V DC 24/60V DC 110/230V DC
▶ M51 ▶ M52 ▶ M53		Module RC It protects against EMC disturbance. It limits overvoltage.		6/24V AC 24/60V AC 110/240V AC
M61R M62R M63R M61G* M62G M63G*	red red red green green green	Module L Coil energizing indication.		6/24V AC/DC 24/60V AC/DC 110/230V AC/DC 6/24V AC/DC 24/60V AC/DC 110/230V AC/DC
M91R M92R M93R ▶ M91G ▶ M92G ▶ M93G	red red red green green green	Module LV It limits overvoltage on AC and DC coils. Coil energizing indication.		6/24V AC/DC 24/60V AC/DC 110/230V AC/DC 6/24V AC/DC 24/60V AC/DC 110/230V AC/DC
M71 M72 M73		Module V It limits overvoltage on AC and DC coils. No indication.		24V AC 130V AC 230V AC
M103		Module R It limits overvoltage on AC coils.		110/230V AC

▶ **BOLD** - Regular stocked items.

Additional Features for Industrial Relays

Explantions for Additional Features

Type	Description	For industrial relays
W	mechanical indicator	R2, R3, R4, R15 - DPDT, 3PDT
T	lockable front test button, orange colour - AC coils, green colour - DC coils	R2, R3, R4, R15 - DPDT, 3PDT
L	light indicator (LED diode), located inside the relay	R2, R3, R4, RY2, R15 - DPDT, 3PDT, 4PDT RUC, RUC-M
D	surge suppression element (diode) - only for DC coils	R2, R3, R4, RY2, R15 - DPDT, 3PDT, 4PDT
V	surge suppression element (varistor) - only for AC coils	R15 - DPDT, 3PDT
K	test button without block function	R15 - 4PDT RUC

WT = mechanical indicator + lockable front test button; basic features of standard industrial relays: R2, R3, R4, R15 - DPDT, 3PDT - for plug-in sockets. Detailed information for individual relays: see "Ordering codes - Additional features".

Available combinations:

WT, WTL, WTD, WTL D - in relays R2, R3, R4 for plug-in sockets

L, D, LD - in relays RY2 for plug-in sockets

WT, WTL, WTD, WTL D, WTV, WTLV - in relays R15 - DPDT, 3PDT for plug-in sockets

K, L, D, KL, KD, LD, KLD - in relays R15 - 4PDT for plug-in sockets

K, L, KL - in relays RUC

L - in relays RUC-M

TEST BUTTONS Type T

