

Triple-Balanced Mixer

Rev. V2


Features

- LO 2 TO 26 GHz
- RF 2 TO 18 GHz
- IF 1 TO 12 GHz
- LO DRIVE: +10 dBm (NOMINAL)
- HIGH COMPRESSION POINT

Description

The M50A is a triple balanced mixer, designed for use in military, commercial and test equipment applications. The design utilizes Schottky ring quad diodes and broadband soft dielectric baluns to attain excellent performance. The use of high temperature solder and welded assembly processes used internally makes it ideal for use in manual, semi-automated assembly. Environmental screening available to MIL-STD-883, MIL-STD-202 or MIL-DTL-28837, consult factory.

Product Image



Ordering Information

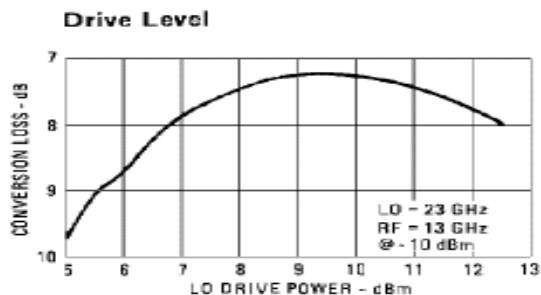
Part Number	Package
M50A	Minpac
M50AC	SMA Connectorized

Electrical Specifications: $Z_0 = 50\Omega$ $L_o = +10$ dBm (Downconverter application only)

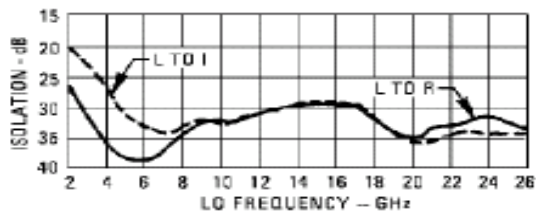
Parameter	Test Conditions	Units	Typical	Guaranteed	
				+25°C	-54° to +85°C *
SSB Conversion Loss (max) & SSB Noise Figure (max)	fR = 2.5 to 18 GHz, fL = 2 to 18 GHz, fI = 1 to 10 GHz fR = 2 to 18 GHz, fL = 2 to 26 GHz, fI = 1 to 12 GHz	dB dB	7.5	9.5	10.0
			8.0	10.5	11.0
Isolation, L to R (min)	fL = 2 to 3 GHz fL = 3 to 26 GHz	dB dB	22	15	
			30	20	
Isolation, L to I (min)	fL = 7 to 26 GHz fL = 2 to 7 GHz	dB dB	30	20	
			22	15	
1 dB Conversion Comp.	fL @ +10 dBm	dBm	+5		
Input IP3	fR1 = 5 GHz @ -6 dBm, fR2 = 5.01 GHz @ -6 dBm, fL = 8 GHz @ 10 dBm fR1 = 15 GHz @ -6 dBm, fR2 = 15.01 GHz @ -6 dBm, fL = 25 GHz @ 10 dBm	dBm dBm	+15		
			+12		

1 * The M50AC specification limits apply at 0°C to +50°C.

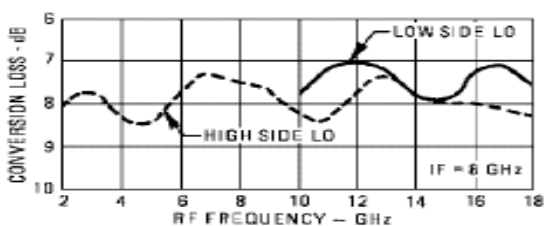
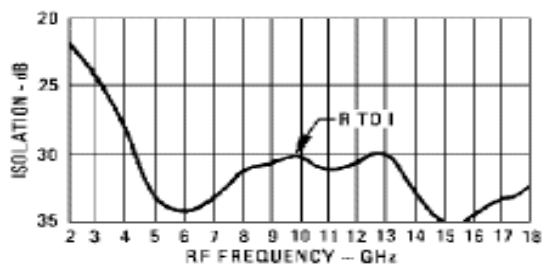
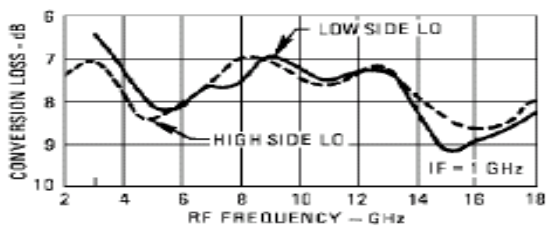
Typical Performance Curves



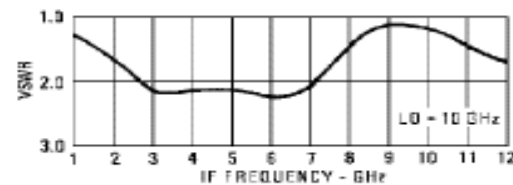
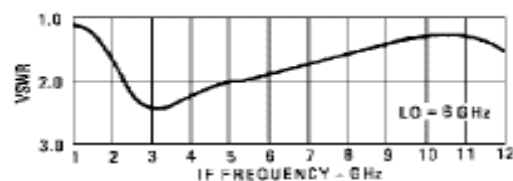
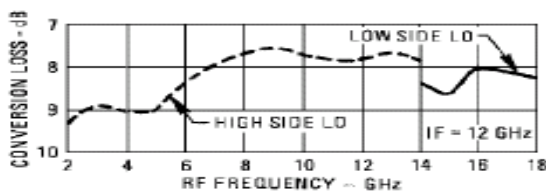
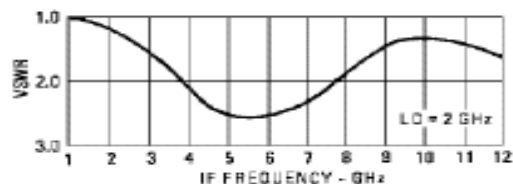
Isolation vs. Frequency



Conversion Loss vs. Frequency LO @ +10 dBm



I-Port VSWR vs. Frequency, LO @ +10 dBm



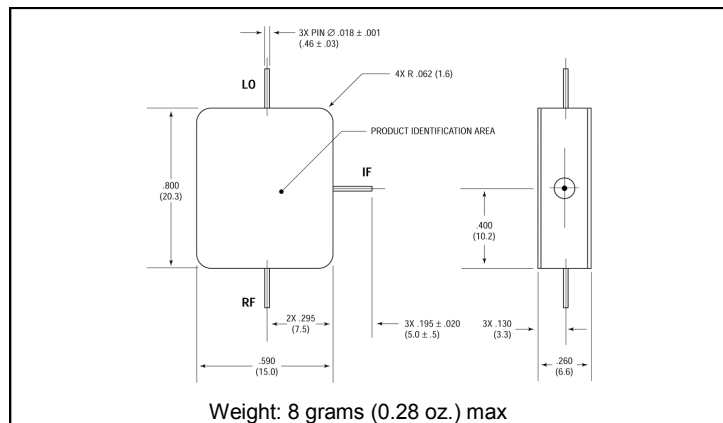
Triple-Balanced Mixer

Rev. V2

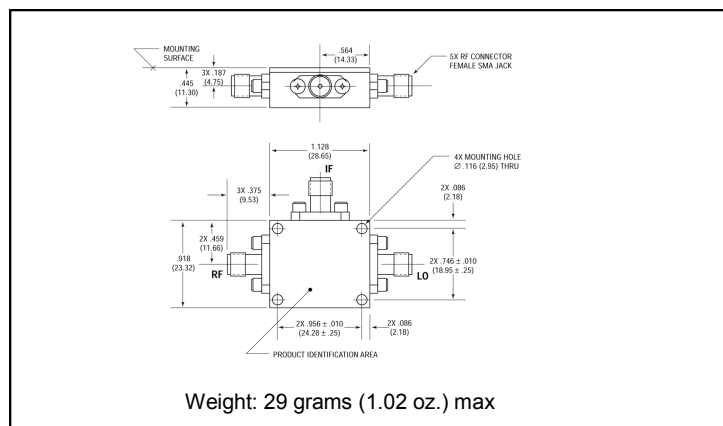
Absolute Maximum Ratings

Parameter	Absolute Maximum
Operating Temperature	-54°C to +100°C
Storage Temperature	-65°C to +100°C
Peak Input Power	+26 dBm max @ +25°C +22 dBm max @ +100°C
Peak Input Current	mA DC

Outline Drawing: Minpac *

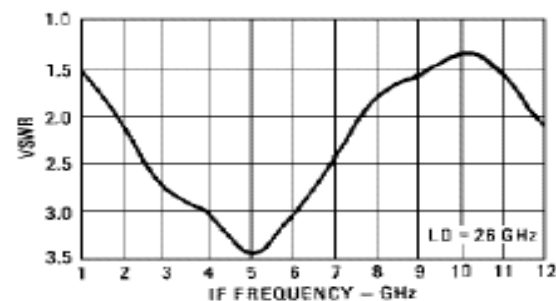
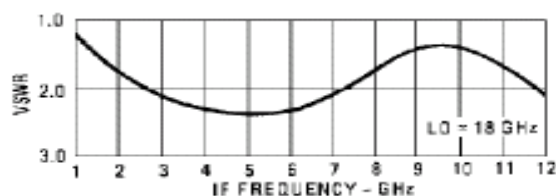
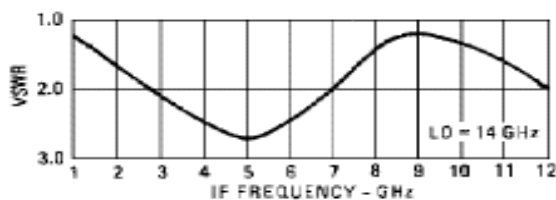


Outline Drawing: SMA Connectorized *

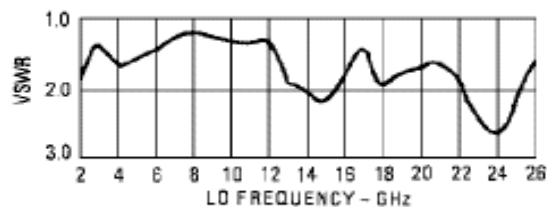


Dimensions are inches (millimeters) ±0.015 (0.38) unless otherwise specified.

I-Port VSWR



L-Port VSWR



R-Port VSWR

