

Double-Balanced Mixer

Rev. V2


Features

- LO 3.5 TO 18 GHz
- RF 6 TO 18 GHz
- IF DC TO 3000 MHz
- LO DRIVE +7 dBm (nominal)
- WIDE BANDWIDTH
- DC COUPLED I-PORT

Description

The M86 is a double balanced mixer, designed for use in military, commercial and test equipment applications. The design utilizes Schottky ring quad diodes and broadband soft dielectric and ferrite baluns to attain excellent performance. This mixer can also be used as a phase detector and/or bi-phase modulator since the IF port is DC coupled to the diodes. The use of high temperature solder and welded assembly processes used internally makes it ideal for use in manual, semi-automated assembly. Environmental screening available to MIL-STD-883, MIL-STD-202, or

Product Image



Ordering Information

| Part Number | Package |
|-------------|-------------------|
| M86 | Minpac |
| M86C | SMA Connectorized |

Electrical Specifications: $Z_0 = 50\Omega$ $L_o = +7$ dBm (Downconverter application only)

| Parameter | Test Conditions | Units | Typical | Guaranteed | |
|--|---|-------|---------|------------|---------------|
| | | | | +25°C | -54° to +85°C |
| SSB Conversion Loss (max) & SSB Noise Figure (max) | $f_R = 6$ to 16 GHz, $f_L = 5$ to 17 GHz, $f_I = 30$ to 1000 MHz | dB | 6.0 | 8.0 | 8.5 |
| | $f_R = 16$ to 18 GHz, $f_L = 15$ to 18 GHz, $f_I = 30$ to 1000 MHz | dB | 7.0 | 9.0 | 9.5 |
| | $f_R = 6$ to 18 GHz, $f_L = 3.5$ to 18 GHz, $f_I = 30$ to 3000 MHz | dB | 7.0 | 9.0 | 9.5 |
| Isolation, L to R (min) | $f_L = 3.5$ to 14 GHz | dB | 36 | 23 | 21 |
| | $f_L = 14$ to 18 GHz | dB | 32 | 18 | 16 |
| Isolation, L to I (min) | $f_L = 3.5$ to 9 GHz | dB | 28 | 16 | 14 |
| | $f_L = 9$ to 18 GHz | dB | 38 | 23 | 21 |
| 1 dB Conversion Comp. | $f_L = +7$ dBm | dBm | +3 | | |
| Input IP3 | $f_{R1} = 13$ GHz at -10 dBm, $f_{R2} = 13.01$ GHz at -10 dBm, $f_L = 14$ GHz at $+7$ dBm | dBm | +10 | | |

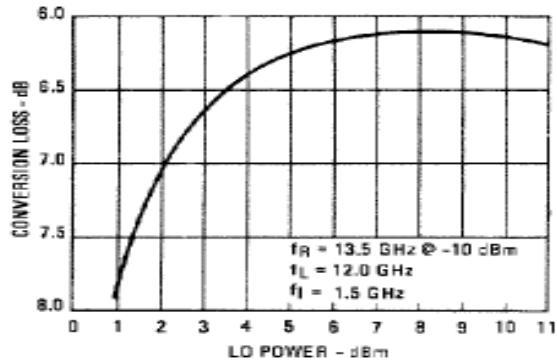
1

M/A-COM Technology Solutions Inc. (MACOM) and its affiliates reserve the right to make changes to the product(s) or information contained herein without notice. Visit www.macom.com for additional data sheets and product information.

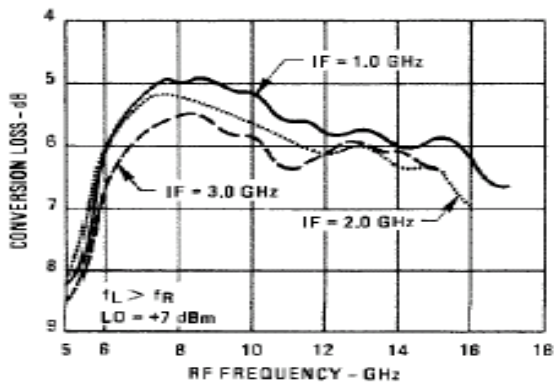
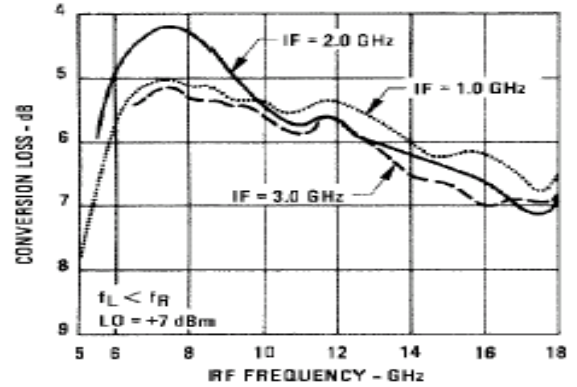
For further information and support please visit:
<https://www.macom.com/support>

Typical Performance Curves

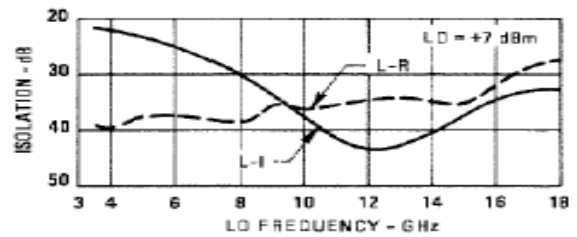
Conversion Loss vs. LO Power



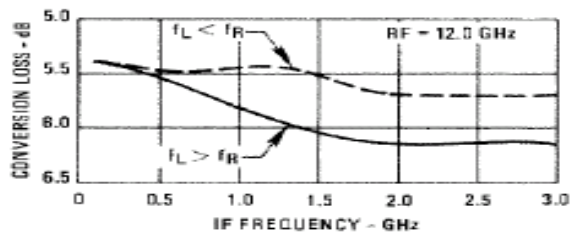
Conversion Loss



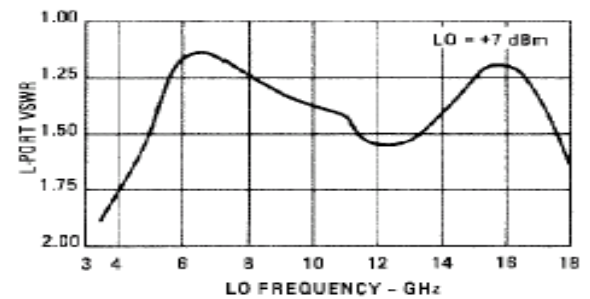
Isolation



Conversion Loss



VSWR



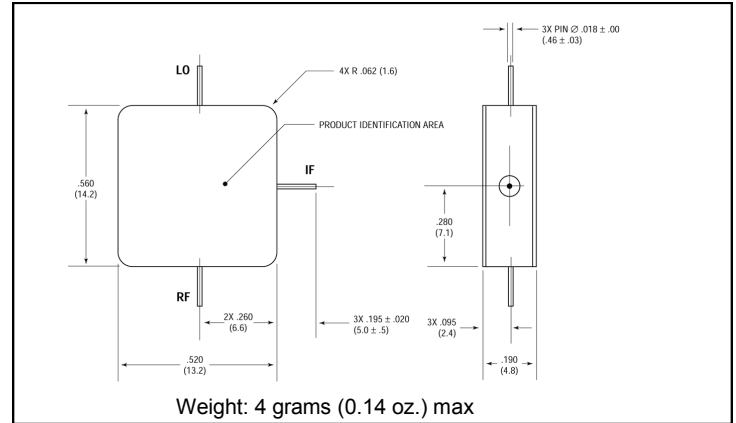
Double-Balanced Mixer

Rev. V2

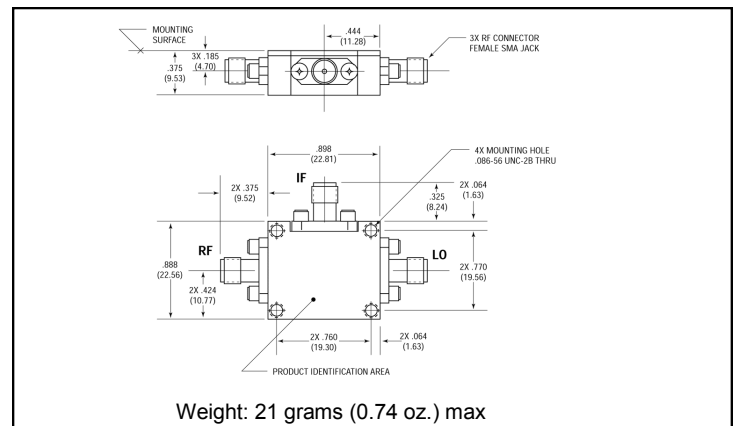
Absolute Maximum Ratings

| Parameter | Absolute Maximum |
|-----------------------|---|
| Operating Temperature | -54°C to +100°C |
| Storage Temperature | -65°C to +100°C |
| Peak Input Power | +23 dBm max @ +25°C +20 dBm max @ +100°C |
| Peak Input Current | 100 mA DC |

Outline Drawing: Minpac *

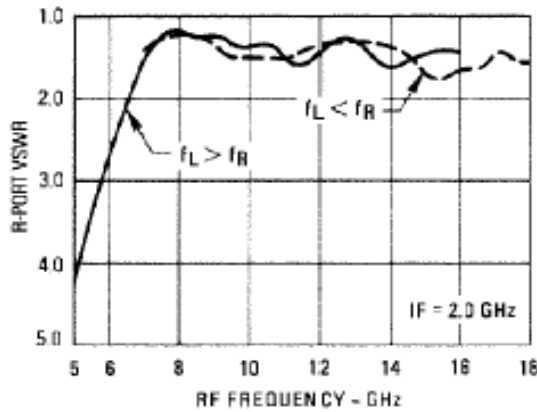


Outline Drawing: SMA Connectorized *

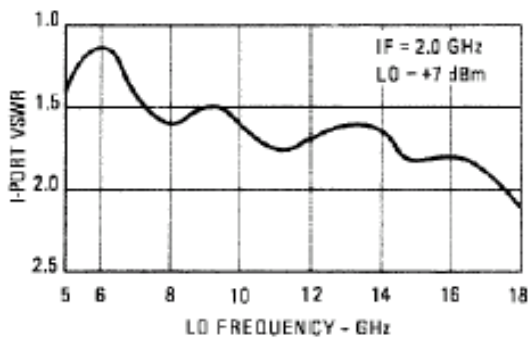


* Dimensions are inches (millimeters) ±0.015 (0.38) unless otherwise specified.

VSWR



VSWR



VSWR

