



# MB1H60AL-AU

## ULTRA LOW IR SCHOTTKY BARRIER RECTIFIER

**Voltage** 60 V **Current** 1 A

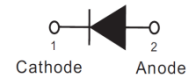
### Features

- Low leakage current
- Deal for automated placement
- Low power loss, high efficiency
- High surge current capability
- Lead free in compliance with EU RoHS 2.0
- Green molding compound as per IEC 61249 standard
- AEC-Q101 qualified

### Mechanical Data

- Case: SOD-123FL Package
- Terminals: Solderable per MIL-STD-750, Method 2026
- Approx. Weight: 0.0006 ounces, 0.017 grams

SOD-123FL



### Maximum Ratings and Thermal Characteristics ( $T_A = 25^\circ\text{C}$ unless otherwise noted)

PARAMETER	SYMBOL	LIMIT	UNITS
Maximum Repetitive Peak Reverse Voltage	$V_{RRM}$	60	V
Maximum Rms Voltage	$V_{RMS}$	42	V
Maximum Dc Blocking Voltage	$V_{DC}$	60	V
Maximum Average Forward Current	$I_{F(AV)}$	1	A
Peak Forward Surge Current: 8.3 ms Single Half Sine-Wave Superimposed On Rated Load	$I_{FSM}$	30	A
Typical Junction Capacitance Measured at 1 MHz And Applied $V_R = 4\text{ V}$	$C_J$	55	pF
Typical Thermal Resistance	$R_{\theta JA}^{(1)}$	200	$^\circ\text{C/W}$
	$R_{\theta JC}^{(2)}$	32	
Operating Junction Temperature Range	$T_J$	-55~175	$^\circ\text{C}$
Storage Temperature Range	$T_{STG}$	-55~175	$^\circ\text{C}$



## MB1H60AL-AU

### Electrical Characteristics ( $T_A = 25^\circ\text{C}$ unless otherwise noted)

PARAMETER	SYMBOL	TEST CONDITION	MIN.	TYP.	MAX.	UNITS
Forward Voltage	$V_F$	$I_F = 0.5\text{ A}, T_J = 25^\circ\text{C}$	-	0.6	-	V
		$I_F = 1\text{ A}, T_J = 25^\circ\text{C}$	-	-	0.75	
		$I_F = 0.5\text{ A}, T_J = 125^\circ\text{C}$	-	0.49	-	
		$I_F = 1\text{ A}, T_J = 125^\circ\text{C}$	-	0.56	-	
Reverse Current	$I_R^{(3)}$	$V_R = 48\text{ V}, T_J = 25^\circ\text{C}$	-	20	-	nA
		$V_R = 60\text{ V}, T_J = 25^\circ\text{C}$	-	-	3	uA
		$V_R = 60\text{ V}, T_J = 125^\circ\text{C}$	-	80	-	

**NOTES:**

1. Mounted on a FR4 PCB, single-sided copper, mini pad.
2. Mounted on a FR4 PCB, single-sided copper, with 100cm<sup>2</sup> copper pad area.
3. Short duration pulse test used to minimize self-heating effect.



# MB1H60AL-AU

## TYPICAL CHARACTERISTIC CURVES

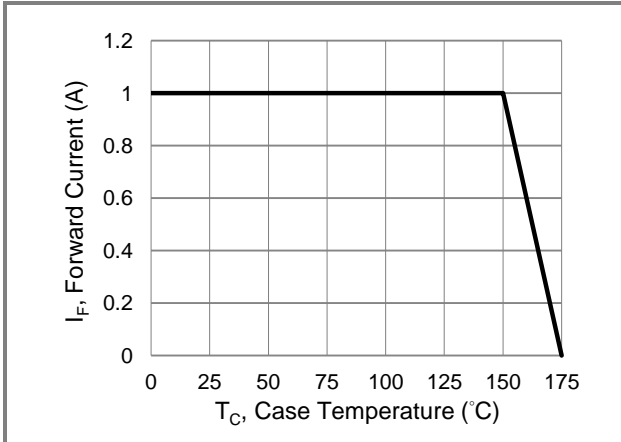


Fig.1 Forward Current Derating Curve

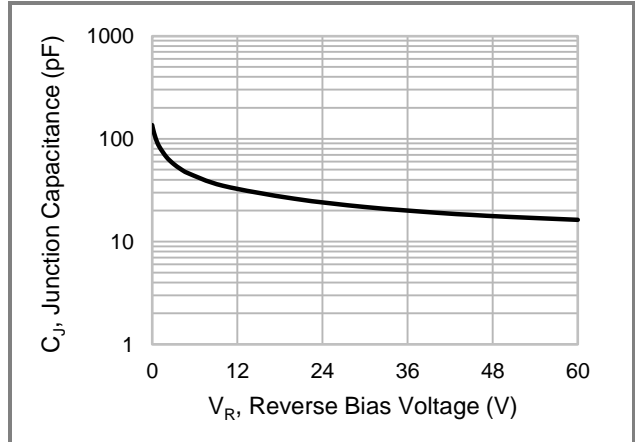


Fig.2 Typical Junction Capacitance

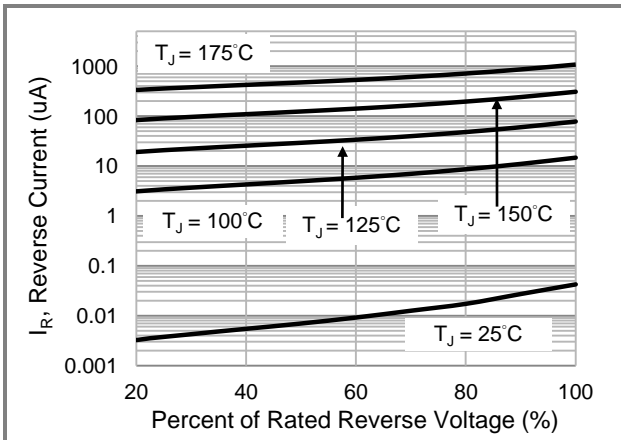


Fig.3 Typical Reverse Characteristics

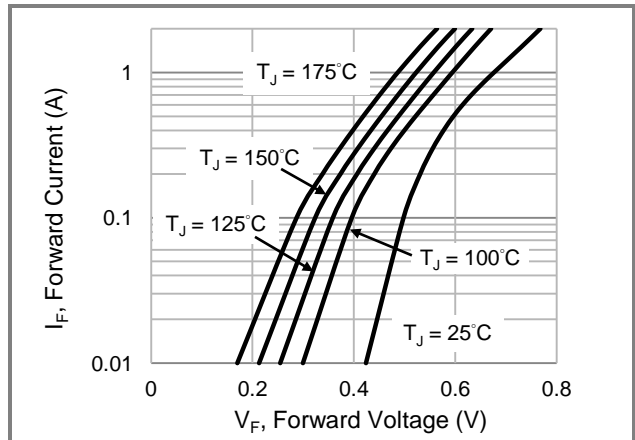


Fig.4 Typical Forward Characteristics

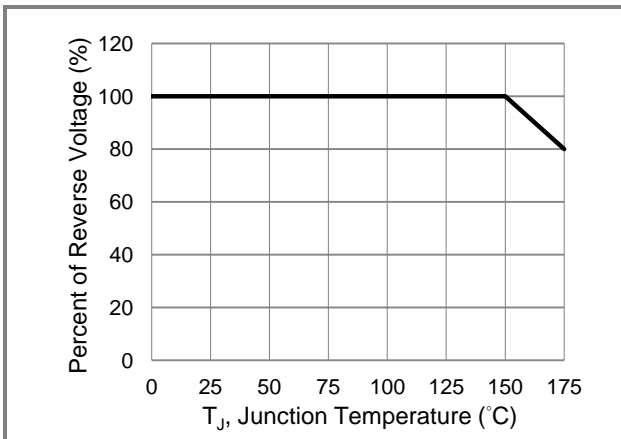


Fig.5 Operating Temperature Derating Curve



# MB1H60AL-AU

## Part No Packing Code Version

Part No Packing Code	Package Type	Packing Type	Marking	Version
MB1H60AL-AU_R1_000A1	SOD-123FL	3K / 7" Reel	6AL	Halogen free

## Packaging Information & Mounting Pad Layout

