

**SINGLE-PHASE GLASS PASSIVATED  
SILICON BRIDGE RECTIFIER**  
VOLTAGE RANGE 50 to 1000 Volts CURRENT 4.0 Amperes

**FEATURES**

- \* Ideal for printed circuit board
- \* Surge overload rating: 150 amperes peak
- \* Mounting position: Any
- \* Weight: 4.8 grams

**MECHANICAL DATA**

- \* UL listed the recognized component directory, file #E94233
- \* Epoxy: Device has UL flammability classification 94V-0

**DISCONTINUED-**

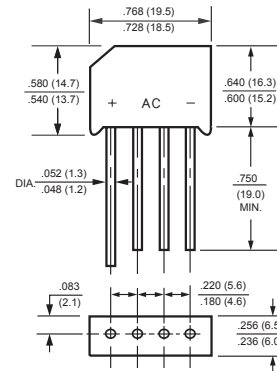
"This series is replaced by the RS40XL series that meets to the same fit and function parameters.  
The RS40XL series is preferred for PCB assembly."

**MAXIMUM RATINGS AND ELECTRICAL CHARACTERISTICS**

Ratings at 25 °C ambient temperature unless otherwise specified.  
Single phase, half wave, 60 Hz, resistive or inductive load.  
For capacitive load, derate current by 20%.



RS-4L



Dimensions in inches and (millimeters)

**MAXIMUM RATINGS (@ TA=25 °C unless otherwise noted)**

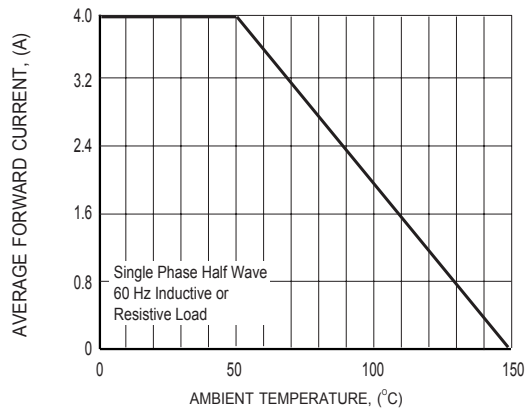
RATINGS	SYMBOL	MDA970G1	MDA970G2	MDA970G3	MDA970G5	MDA970G6	MDA970G8	MDA970G10	UNITS
Maximum Recurrent Peak Reverse Voltage	V <sub>RRM</sub>	50	100	200	400	600	800	1000	Volts
Maximum RMS Voltage	V <sub>RMS</sub>	35	70	140	280	420	560	700	Volts
Maximum DC Blocking Voltage	V <sub>DC</sub>	50	100	200	400	600	800	1000	Volts
Maximum Average Forward Rectified Current at T <sub>A</sub> = 50 °C	I <sub>O</sub>	4.0							Amps
Peak Forward Surge Current 8.3 ms single half sine-wave superimposed on rated load (JEDEC method)	I <sub>FSM</sub>	150							Amps
Typical Thermal Resistance (Note 1)	R <sub>θJC</sub>	10							°C/W
	R <sub>θJA</sub>	28							
Typical Junction Capacitance (Note 3)	C <sub>J</sub>	40							pF
Operating and Storage Temperature Range	T <sub>J</sub> , T <sub>STG</sub>	-55 to + 150							°C

**ELECTRICAL CHARACTERISTICS (@ TA=25 °C unless otherwise noted)**

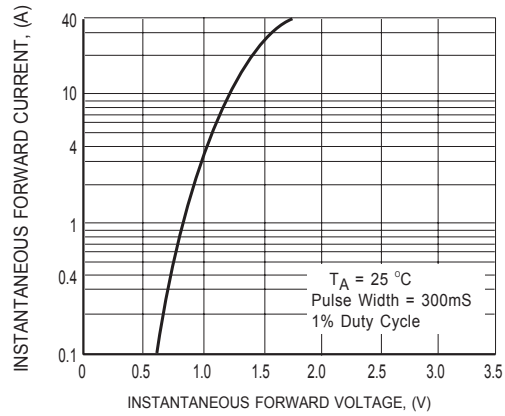
CHARACTERISTICS	SYMBOL	MDA970G1	MDA970G2	MDA970G3	MDA970G5	MDA970G6	MDA970G8	MDA970G10	UNITS	
Maximum Instantaneous Forward Voltage at 6.28A DC	V <sub>F</sub>	1.1							Volts	
Maximum DC Reverse Current at Rated DC Blocking Voltage	I <sub>R</sub>	@ T <sub>A</sub> = 25 °C	5.0							μAmps
		@ T <sub>A</sub> = 100 °C	100							

- NOTES : 1. Thermal Resistance : Heat-sink case mounted or if PCB mounted.  
2. "Fully ROHS compliant", "100% Sn plating (Pb-free)".  
3. Measured at 1MHz and applied reverse voltage of 4.0 volts.

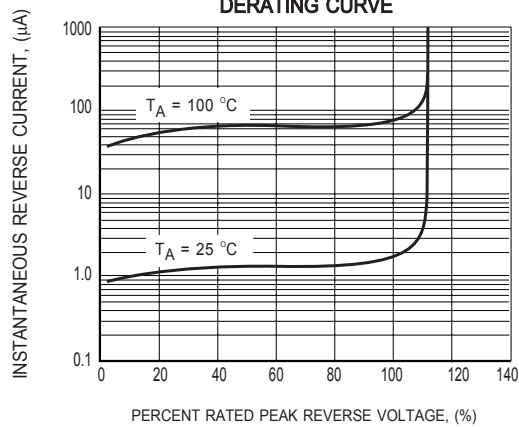
# RATING AND CHARACTERISTICS CURVES ( MDA970G1 THRU MDA970G10 )



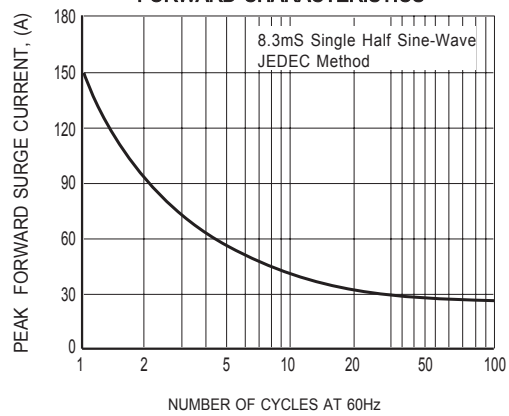
**FIG.1 TYPICAL FORWARD CURRENT DERATING CURVE**



**FIG.2 TYPICAL INSTANTANEOUS FORWARD CHARACTERISTICS**



**FIG.3 TYPICAL REVERSE CHARACTERISTICS**



**FIG.4 MAXIMUM NON-REPETITIVE FORWARD SURGE CURRENT**