



MEA-2410-WIFI

Dual Band Wifi ISM Antenna

Part #: 100-00280-01



Description

The MEA-2410-WIFI connector mount Antenna is a low profile antenna solution, with a very high-performance ideal for maintaining constant network connectivity. The MEA-2410-WIFI covers all WiFi, BT, ZigBee, and ISM standard frequencies. This is an ideal antenna for telematics systems, remote surveillance, asset tracking and any IOT system applications. The MEA-2410-WIFI is easy to install with maximum durability offering IP67 rated housing and anti-rotation mounting. The high performance and low profile make this antenna ideal for the most challenging installations.

Electrical Specification

Parameter	Specification	
Frequency Range	2410-2490 MHz	4920-5925MHz
Band	2.4 GHz	5.0GHz
Return Loss	-7.0 dB	-9.8 dB
VSWR	2.6:1	2.1:1
Efficiency	52.2%	53.1%
Peak Gain	2.8 dBi	2.4 dBi
Average Gain	-2.8 dB	-2.8 dB
Impedance	50 Ω	
Polarization	Linear	
Radiation Pattern	Omni-Directional	
Max Input Power	25 W	

Mechanical Specification

Parameter	Specification
Antenna Dimensions	Ø15.7 x 58.2 mm
Operating Temperature	-40°C to + 85°C
Mounting Type	Connector Mount
Connector	Most RF Connectors
Radome/Color	TPE/ Black
Substance Compliance	RoHS
Certificates	IP67

*Mounted on Ground Plane 70 x 35 cm

Features

- 2.4/5.0 GHz ISM, 2410-2490MHz, 4920-5925MHz
- High performance antenna
- Easy mounting: Connector Mount
- Dimensions Ø 15.7 × 58.2 mm
- IP67

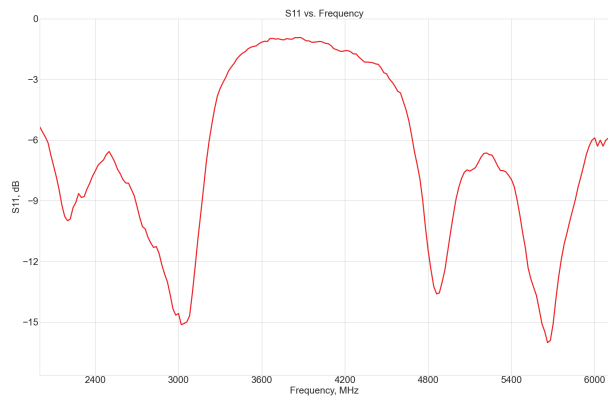
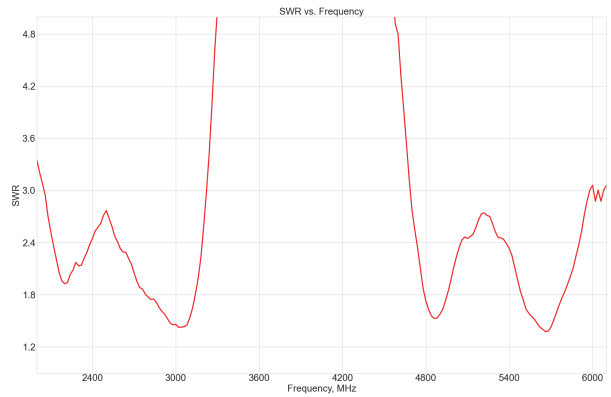
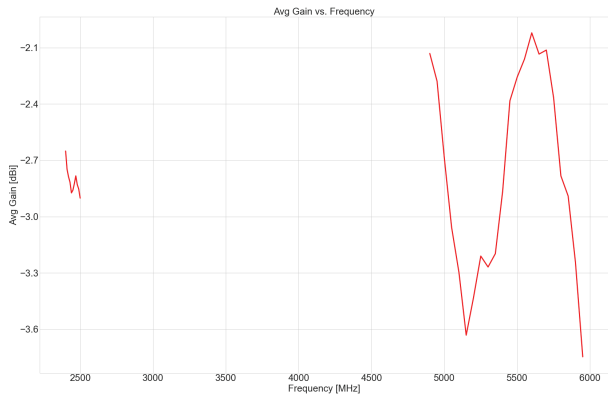
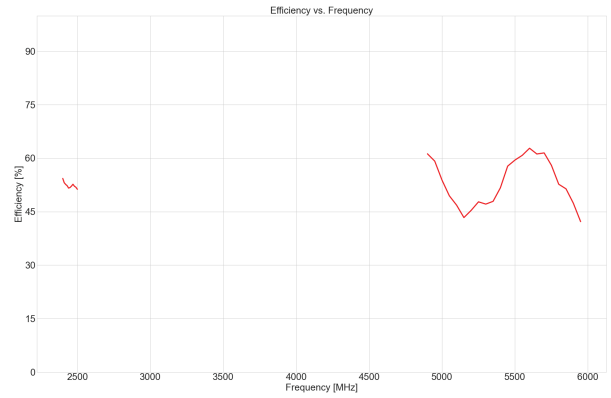
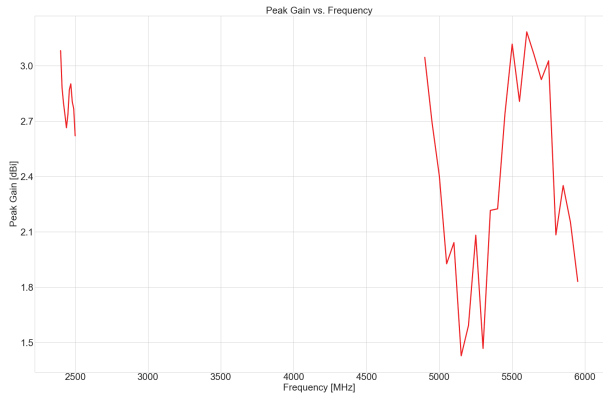
Applications

- WIFI applications
- Navigation and telematics systems
- IoT applications
- Automotive connectivity
- Multimedia
- Fleet management
- HD video and audio streaming



Maxtena Inc.
 7361 Calhoun Place, Suite 102
 Rockville, MD 20855
 1-877-629-8362
 info@maxtena.com

www.maxtena.com



Maxtena Inc.
 7361 Calhoun Place, Suite 102
 Rockville, MD 20855
 1-877-629-8362
 info@maxtena.com
 www.maxtena.com