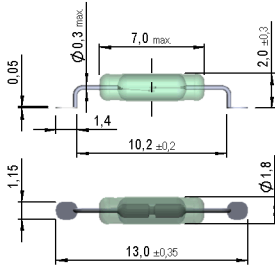
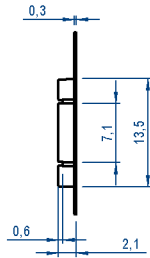
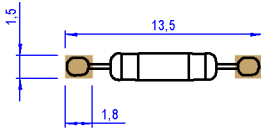


Products for tomorrow...

Dimensions (mm)

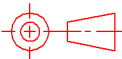
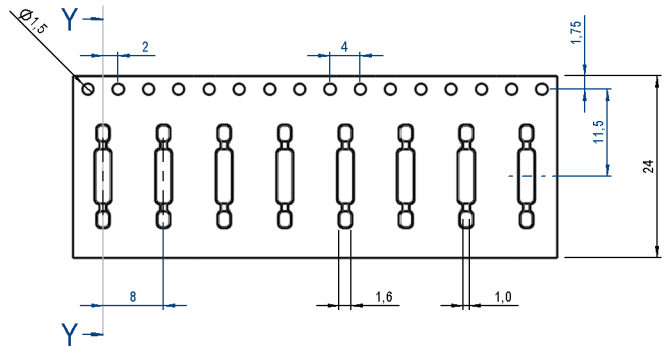


Recommended Pad Layout



Section Y-Y

Tape and Reel (4001350017)



tolerances according to DIN ISO 2768 m

| Magnetic properties | Conditions | Min | Typ | Max | Unit |
|---------------------------------------|---|--------|-----|------|------|
| Pull-In excitation (Reference value) | Reed switch unmodified measured in coil-"define operation" | 15 | | 20 | AT |
| Test-Coil | Reed switch unmodified | KMS-01 | | | |
| Pull-In excitation (modified contact) | Reed switch modified phys. conditioned tolerance of +/- 1 AT | 25 | | 32 | AT |
| Test-Coil | Reed switch modified | KMS-22 | | | |
| Pull-In in milliTesla (modified conta | MS150 - phys. caused tolerance +/- 0,1mT | 1,91 | | 2,51 | mT |

| Contact data 80 | Conditions | Min | Typ | Max | Unit |
|----------------------------|--|---------|-----|-----|------|
| Contact-No. | | 80 | | | |
| Contact-form | | A | | | |
| Contact-material | | Rhodium | | | |
| Contact-rating | Any DC combination of V & A not to exceed their individual max.'s | | | 10 | W |
| Switching voltage | DC or Peak AC | | | 170 | V |
| Switching current | DC or Peak AC | | | 0,5 | A |
| Carry current | DC or Peak AC | | | 0,5 | A |
| Contact resistance static | Measured with 40% overdrive Start Value | | | 200 | mOhm |
| Contact resistance dynamic | Maximum value 1,5 ms after excitation Start Value | | | 250 | mOhm |
| Insulation resistance | RH <45 %, 100 V test voltage | 1 | | | GOhm |
| Breakdown voltage | according to IEC 255-5 | 210 | | | VDC |
| Operate time incl. bounce | measured with 40% overdrive | | | 0,6 | ms |
| Release time | measured with no coil excitation | | | 0,1 | ms |
| Capacity | | | 0,2 | | pF |

| Modified dimensions | Conditions | Min | Typ | Max | Unit |
|---------------------|------------|---------------------------|-----|-----|------|
| Remarks | | to dimensions see drawing | | | |

| Environmental data | Conditions | Min | Typ | Max | Unit |
|-----------------------|-----------------------------|-----|-----|-----|------|
| Shock | 1/2 sine wave duration 11ms | | | 50 | g |
| Vibration | from 10 - 2000 Hz | | | 20 | g |
| Ambient temperature | | -40 | | 130 | °C |
| Storage temperature | | -55 | | 130 | °C |
| Soldering temperature | wave soldering max. 5 sec. | | | 260 | °C |

Modifications in the sense of technical progress are reserved

Designed at: 18.10.06 Designed by: AKELLER
 Last Change at: 26.01.10 Last Change by: AKELLER

Approval at: 18.10.06 Approval by: RKAMP
 Approval at: 26.01.10 Approval by: RKAMP

Version: 08