



Remote Monitoring for Business

ALTA® Wireless AC Current Meters (Single & Three-Phase)

General Description

[ALTA® Wireless AC Current Meters](#) and [ALTA® Industrial Wireless Three-Phase Current Meters](#) continuously measure the alternating current root mean square (AC RMS) using current transformers that clip around the wires in single-phase and three-phase power systems.

Key Features

- ▶ Three current transducers sizes available:
 - ▶ 0-20 Amp, 0-150 Amp, 0-500 Amp
- ▶ Measures:
 - ▶ Minimum, Maximum, and Average in Amp-RMS
 - ▶ Current Accumulation in Amp-hours
- ▶ Resolution: 0.1 - 0.3 Amp-RMS
- ▶ Accuracy:
 - ▶ Uncalibrated: $\pm 2\%$ (typical)
 - ▶ Calibrated: $\pm 1\%$ (typical)
- ▶ Configurable thresholds for critical condition monitoring

Principles of Operation

The ALTA Wireless Current Meter measures one or three AC RMS signals produced by current transformers (CTs). The analog currents are converted to digital currents periodically based on a user-configurable measurement interval. The sensor will report the minimum, maximum, and average current per CT, and the accumulated current over time on a user-configurable reporting interval or Heartbeat. On every Heartbeat, the meter reports its recorded measurements to the gateway, making the data available in iMonnit or other approved data services.

The ALTA Industrial Three-Phase Current Meter is only available in the Industrial version. All current meters can be calibrated for improved accuracy. Also, iMonnit can scale the accumulated current into kilowatt-hours for power monitoring.

Example Applications

- ▶ Current monitoring
- ▶ Current usage
- ▶ Amperage monitoring
- ▶ Amp-hour meter
- ▶ [Additional applications](#)

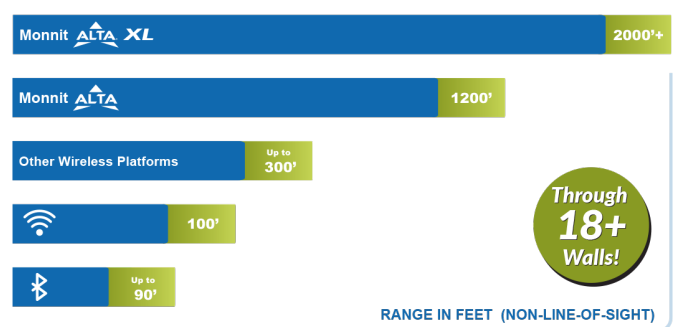
Features of Monnit ALTA Sensors

- Wireless range of 2,000+ feet through 18+ walls¹
- Frequency-Hopping Spread Spectrum (FHSS)
- Best-in-class interference immunity
- Best-in-class power management for longer battery life²
- Encrypt-RF® Security (Diffie-Hellman Key Exchange + Advanced Encryption Standard (AES)-128 Cipher Block Chaining (CBC) for sensor data messages)
- Sensor logs 2000 to 4000 readings if the gateway connection is lost (non-volatile flash, persists through power cycling):
 - 10-minute Heartbeats = ~ 22 days
 - 2-hour Heartbeats = ~ 266 days
- Automatic over-the-air updates to sensor firmware (future-proof)
- Free iMonnit Basic Online Wireless Sensor Monitoring and Notification System to configure sensors, view data, and send alerts via SMS text, email, and voice call

1 Actual range may vary depending on the environment and gateway.

2 Battery life is determined by the sensor reporting frequency and other variables. Other power options are also available.

Wireless Range Comparison



Technical Specification | ALTA® Wireless Current Meters

0-20 Amp Current Transformer	Absolute max CT current	50 A RMS
	Maximum accurate CT current	20 A RMS
	Frequency range	50 – 100 Hz
	Accuracy	+/- 2% FS @ 2 to 20 A RMS, +/- .07 A RMS @ < 2 A RMS ¹
	Calibrated accuracy with appropriate offset	+/- (1% + .035 A RMS) ¹
	Offset limits	-1.27 to + 1.27 A RMS (default set to +0.1 A RMS) ²
	Measurement resolution	~.01 A RMS
	Typical Deadband	~0.1 A RMS ²
	Weight	2.10 ounces (CT only)
	Lead Length	0.9 m (3 ft)
0-150 Amp Current Transformer	Absolute max CT current	200 Amps RMS (A RMS)
	Maximum accurate CT current	150 A RMS
	Frequency range	50–100 Hz
	Accuracy	+/- (2% + .4 A RMS) ¹
	Calibrated accuracy with appropriate offset	+/- (1% + .2 A RMS) ¹
	Offset limits	-1.27 to + 1.27 A RMS (default set to + 0.3 A RMS) ²
	Measurement resolution	~0.1 A RMS
	Typical Deadband	~0.3 A RMS ²
	Weight	7.27 ounces (CT only)
	Lead Length	0.9 m (3 ft)
0-500 Amp Current Transformer	Absolute max CT current	600 Amps RMS (A RMS)
	Maximum accurate CT current	500 A RMS
	Frequency range	50–100 Hz
	Accuracy	+/- (2% + 1.4 A RMS) ¹
	Calibrated accuracy with appropriate offset	+/- (1% + .7 A RMS) ¹
	Offset Compensation Limits	-327.68 to + 327.68 A RMS (default set to + 1.45 A RMS) ²
	Measurement resolution	~0.3A RMS
	Typical Deadband	~1.45 A RMS ²
	Weight	14.55 ounces (CT only)
	Lead Length	0.9 m (3 ft)
ALTA Wireless	Data logging	Sensor logs 2000 to 4000 readings if gateway connection is lost (non-volatile flash, persists through power cycling): 10-minute Heartbeats = ~22 days - 2-hour Heartbeats = ~266 days
	Wireless protocol	ALTA Proprietary Frequency-Hopping Spread Spectrum (FHSS)
	Wireless transmission power (EIRP)	50 mW (900MHz), 25 mW (868 MHz), 10 mW (433 MHz)
	Wireless range	2,000+ ft. through 18+ walls with the ALTA XL® Gateway
	Security	Encrypt-RF® (256-bit key exchange and AES-128 CTR)
General	Battery voltage range	2.0 to 3.8 VDC
	Operating altitude (non-pressurized environments)	-15.2 to 1,982 m (-50 to 6,500 ft) ³
	Storage altitude (non-pressurized environments)	-15.2 to 3,048 m (-50 to 10,000 ft) ³
	Operating humidity	5 to 85% RH (non-condensing)
	Certifications	900 MHz sensors: FCC ID: ZTL-G2SC1 and IC: 9794A-G2SC1. 868 and 433 MHz sensors tested and comply with: EN 55032: 2015/A11:2020; EN 55035:2017/A11:2020; ETSI EN 300 220 V3.2.1 (2018-06); ETSI EN 301 489-3 V2.2.0. (2021-11); and ETSI EN 303 645. All sensors tested and comply with: EN 61010-1 and EN 60950 and meet RoHS 2015/863 and REACH 224 (June 2022), according to IEC 63000:2016/AMD1:2022.

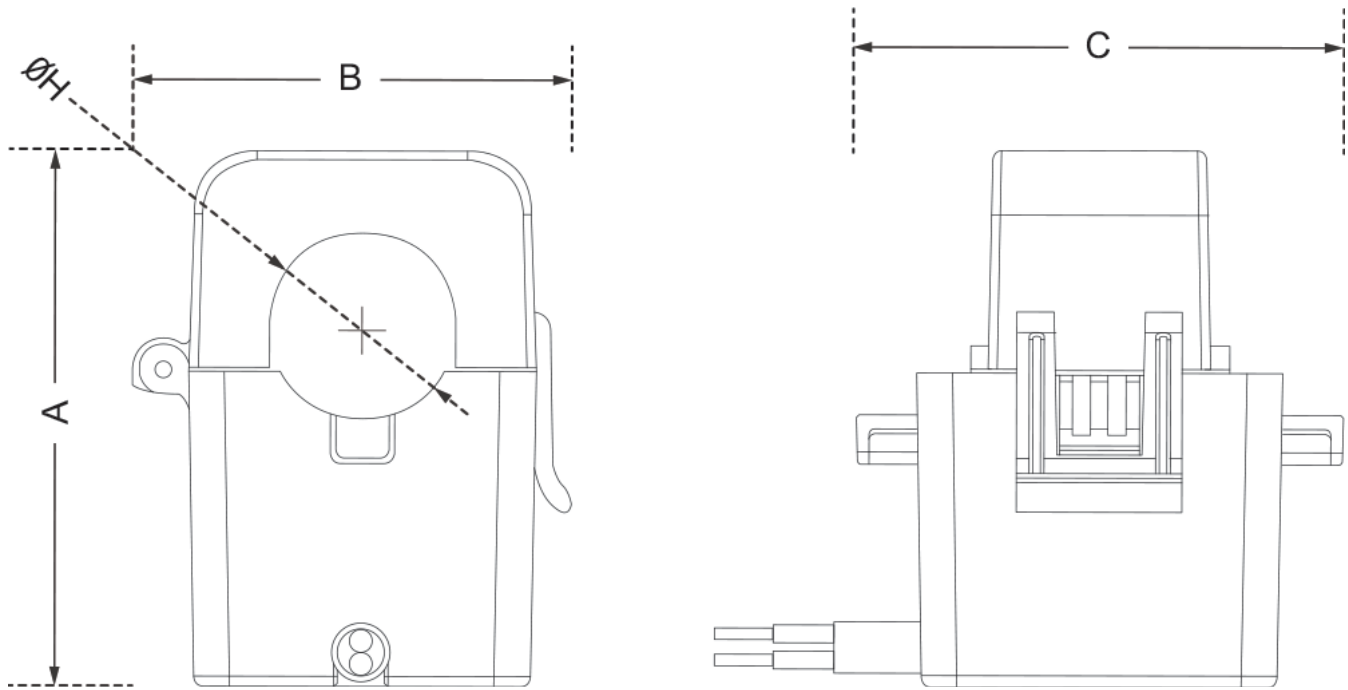


1. CTs are inherently less accurate at or below 10% of max range. For best calibration results calibrate at a current between 30% and 90% of max accurate range.
2. Because of a diode inherent to the hardware, the sensor is incapable of reading between 0 and the deadband value. This diode also creates an offset. To account for this, the firmware uses offset compensation.
3. Operating and storage altitude without DC power supply is -30.48 to 9144 m (-100 to 30000 ft).

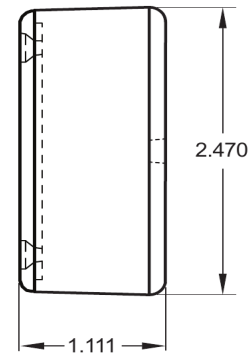
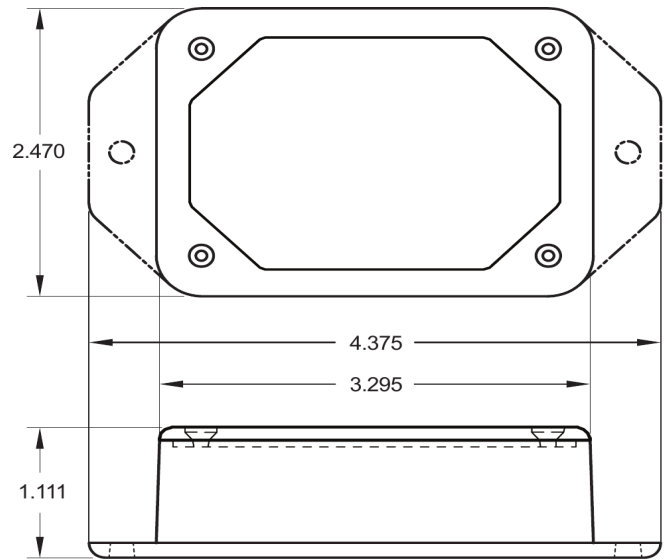
This sensor reports the following four values:

- Average RMS current measured over the Heartbeat
- Maximum RMS current measured over the Heartbeat
- Minimum RMS current measured over the Heartbeat
- Current Accumulation of Amp Hours

CURRENT TRANSDUCER DIMENSIONS



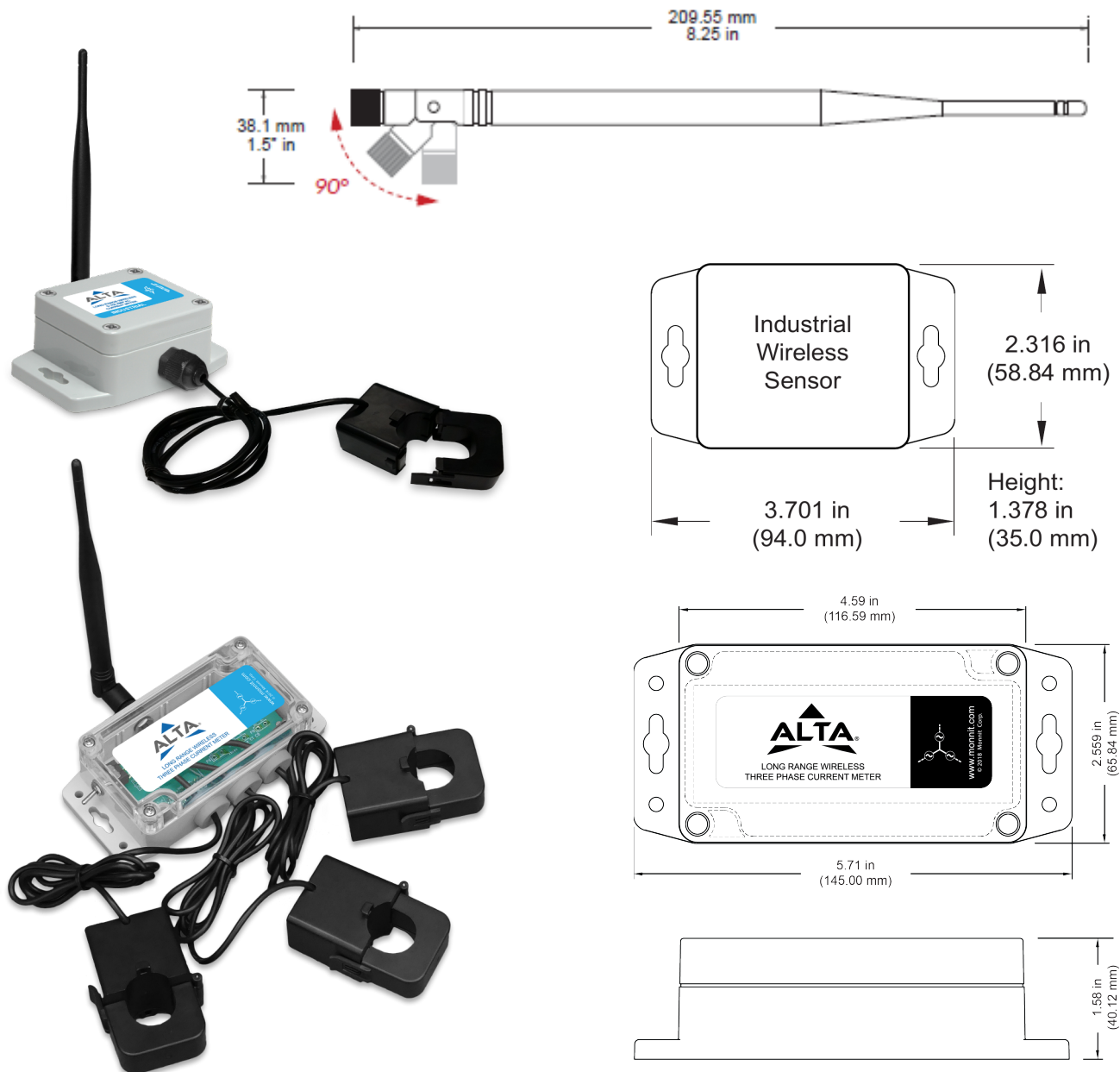
Dimensions	A	B	C	D
20 Amp CT	1.594" (40.5 mm)	1.059" (26.9 mm)	1.413" (35.9 mm)	0.393" (10 mm)
150 Amp CT	2.952" (75 mm)	2.169" (55.1 mm)	1.779" (45.2 mm)	0.944" (24 mm)
500 Amp CT	3.606" (91.6 mm)	2.685" (68.2 mm)	2.043" (51.9 mm)	1.417" (36 mm)



Technical Specifications | ALTA® Enterprise

Battery ¹	2x 1.5V AA Alkaline, 1500 mAh, (standard) 2x 1.5V AA Lithium, 3000 mAh, (optional)
Battery Life	10+ years expected
External line-power option ²	Input voltage: 5.0-12.0 V Power jack: 2.1 x 5.5 mm barrel, center positive
Operating temperature range (non-leaded measurement range) ³	-18°C to 55°C (0°F to 130°F) - AA Alkaline Batteries -25°C to 60°C (-13°F to 140°F) - AA Lithium L91 Batteries 0°C to 40°C (32°F to 104°F) - US 5V Power Supply 10°C to 40°C (50°F to 104°F) - International 5V Power Supply
Wireless antenna type	1/4-wave, 20 gauge wire whip, 3.5" (900/868MHz), 7" (433MHz)
Weight	20 Amp Sensor: 5.8 oz. (164.4 g) 150 Amp Sensor: 10.97 oz. (311.0 g) 500 Amp Sensor: 18.25 oz. (517.4 g)

1. Hardware cannot withstand negative voltage. Please take care when inserting and removing batteries.
2. Batteries will provide backup power in the case the external power is removed.
3. Operating below 0°C (-32°F) degrees will reduce battery life.



Technical Specifications | ALTA® Industrial (Single- & Three-Phase Meters)

Battery	1x 3.6V AA Lithium Thionyl Chloride, 1500mAh, pre-installed
Battery Life	10+ years expected
Operating temperature range (non-leaded measurement range) ¹	-40°C to 85°C (-40°F to 185°F)
Wireless antenna type	1/2-wave waterproof dipole with RP-SMA connector and swivel neck; dBi of 3.0 (900/868MHz) or 2.5 (433 MHz); length of 8.27" (210mm) (900/868MHz) or 7.68" (195mm) (433 MHz); diameter at thickest point of 0.55" (14mm)
Weight	20 Amp Sensor: 6.8 oz. (192.8 g) 150 Amp Sensor: 11.97 oz. (339.3 g) 500 Amp Sensor: 19.25 oz. (545.7 g)
Enclosure rating	IP-65 (dust-proof and waterproof but not submersible) NEMA 1, 2, 4, 4x, 12, and 13 rated, sealed, and weatherproof UL Listed to UL508-4x specifications (File E194432)

1. Operating below 0°C (-32°F) degrees will reduce battery life.