


3M™ MetPak™ 2-FB Inverse Socket

2 mm 5-Row, Vertical, Solder or Press-Fit Tail

MP2 Series



- Guiding alignment feature eliminates bent pins on backplane
- Footprint compatible with standard Futurebus+®
- Ideal for hot swapping
- End-to-end stackable
- Vertical socket on backplane
- Offset dual-beam contact minimizes insertion force
- Mates with MP2-P and MP2-PS Series
- Rear plug-up tails for midplane applications
- See the Regulatory Information Appendix (RIA) in the “RoHS compliance” section of www.3Mconnectors.com for compliance information (RIA E1 & C1 apply)

Date Modified: September 17, 2013

TS-1121-C
Sheet 1 of 4

Physical

Insulation:

Material: High Temp LCP
Flammability: UL 94V-0
Color: Beige

Contact:

Material: Copper Alloy

Plating:

Underplating: 50 μ" [1.27 μm) Nickel
Wiping Area: See Ordering Information
Solder Tails: See Ordering Information

Electrical

Current Rating: Signal: 1.5 A – All contacts simultaneously

Insulation Resistance: 10³ MΩ

Withstanding Voltage: 1000 V_{AC}

Environmental

Temperature Rating: -55°C to +125°C

UL File No.: E68080

MetPak is a trademark of 3M Company.
Futurebus+ is a registered trademark of the Institute of Electrical and Electronic Engineers, Inc. (IEEE)

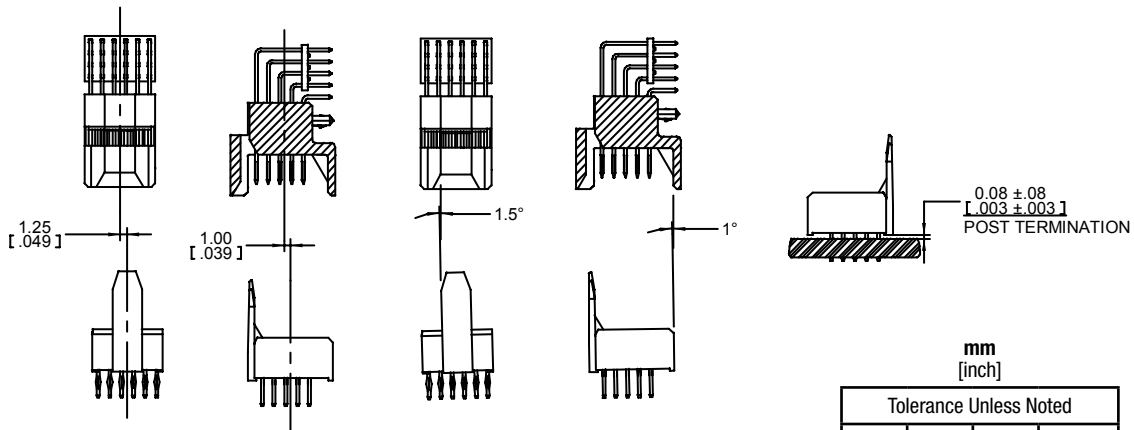
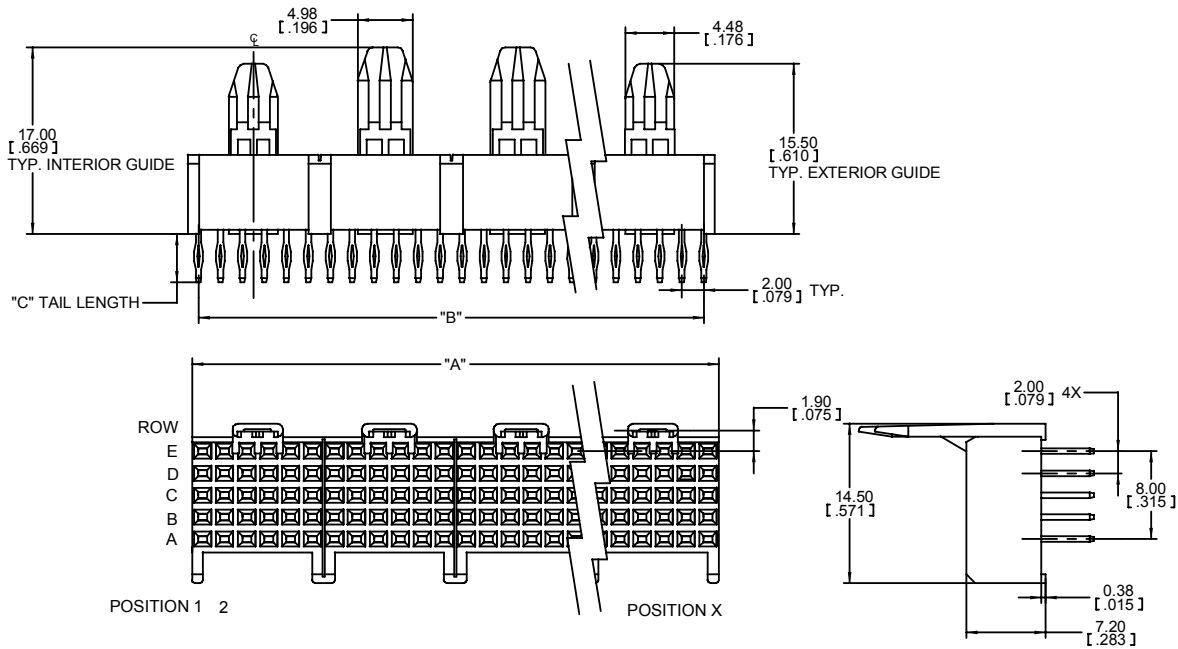
3M
Electronic Solutions Division
Interconnect Solutions
<http://www.3Mconnectors.com>

3M is a trademark of 3M Company.
For technical, sales or ordering information call
800-225-5373

3M™ MetPak™ 2-FB Inverse Socket

2 mm 5-Row, Vertical, Solder or Press-Fit Tail

MP2 Series



INITIAL ALLOWED
OFFSET

INITIAL ALLOWED
INCLINATION

mm [inch]		
Tolerance Unless Noted		
	0	0.0
mm	±3	±0.3
		±0.00

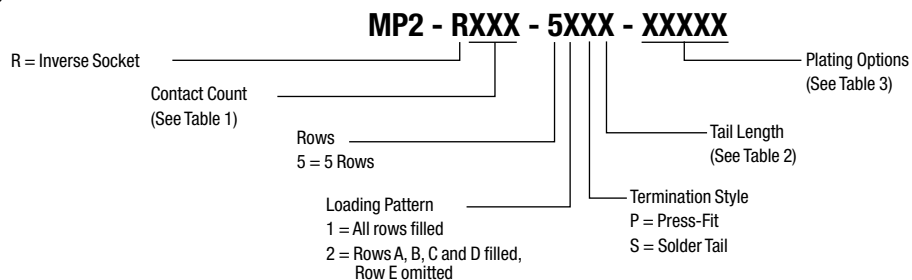
[] Dimensions for Reference
Only

Notes:

1. For special contact loading pattern, contact 3M.
2. Refer to IEC 61076-4-104 Futurebus+® global standard.
3. "Press Fit" describes a contact tail having a compliant section designed to make a reliable electrical connection with a plated through-hole (PTH) in a printed circuit board, typically a "back plane."



Ordering Information



TS-1121-C
Sheet 2 of 4



Electronic Solutions Division
Interconnect Solutions
<http://www.3Mconnectors.com>

3M is a trademark of 3M Company.
For technical, sales or ordering information call
800-225-5373

3M™ MetPak™ 2-FB Inverse Socket

2 mm 5-Row, Vertical, Solder or Press-Fit Tail

MP2 Series

Pin Count	Dim. "A" mm [inch]	Dim "B" mm [inch]	Rows	Block Count
030	11.95 [0.471]	10.00 [0.394]	5	1
060	23.95 [0.943]	22.00 [0.866]	5	2
090	35.95 [1.415]	34.00 [1.339]	5	3
120	47.95 [1.889]	46.00 [1.811]	5	4
150	59.95 [2.36]	58.00 [2.283]	5	5
180	71.95 [2.833]	70.00 [2.756]	5	6
210	83.95 [3.305]	82.00 [3.228]	5	7
240	95.95 [3.778]	94.00 [3.701]	5	8
270	107.95 [4.251]	106.00 [4.173]	5	9
300	119.95 [4.722]	118.00 [4.646]	5	10

Contact-to-PC Board Tail Termination Option No.		Dim. "C"
Solder	Press-Fit*	
1	1	4.35 [0.171]

*Compliant-Pin Tail

Plating Suffix	Press-Fit Tails*	Solder Tails	Plating Composition
KR	RIA E1 & C1 apply	RIA E1 & C1 apply	0.76 μm [30 μm] Min. Au Contact Area 2.54 μm [100 μm] Min. Matt Whisker Mitigating Sn Tail Area 1.27 μm [50 μm] Min. Ni all over
LR	RIA E1 & C1 apply	RIA E1 & C1 apply	0.08 μm [3 μm] Min. Au Contact Area 0.67 μm [27 μm] Min. PdNi Contact Area 2.54 μm [100 μm] Min. Matt Whisker Mitigating Sn Tail Area 1.27 μm [50 μm] Min. Ni all over

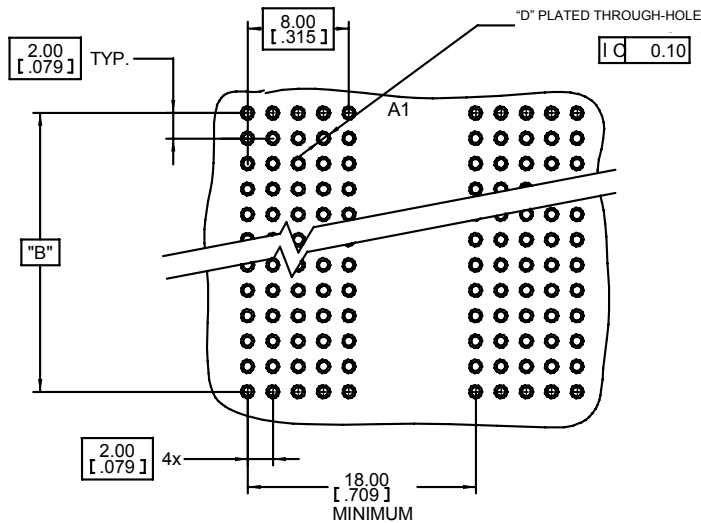
*Compliant-Pin Tail

TS-1121-C
Sheet 3 of 4

3M™ MetPak™ 2-FB Inverse Socket

2 mm 5-Row, Vertical, Solder or Press-Fit Tail

MP2 Series



mm [inch]		
Tolerance Unless Noted		
	0.0	0.00
mm	±0.3	±0.25

[] Dimensions for Reference Only



RECOMMENDED PRESS-FIT AND SOLDER TAIL PCB HOLE MOUNTING PATTERN

Table 4 - HOLE PLATING FINISHES

HOLE	Finished Dia. MM [in]	Cu Thickness [mm [in]	Immersion Matte Sn Thickness microns [μ"]	Electrolytic Au Thickness microns [μ"]	OSP ENTEK Thickness microns [μ"]	Drilled Hole Dia. mm [in]
"D"	0.700-0.800 [0.0276-0.0315]	0.025-0.045 [0.001-0.002]	0.5 - 2.5 [20 - 100]	0.1 - 0.5 [4 - 20]	0.2 - 0.5 [8 - 20]	0.830-0.860 [0.0330-0.0340] or 0.85 mm [#66] TWIST DRILL

TS-1121-C
Sheet 4 of 4