

WIREMOLD®

Multiplex™ Series Service Fittings

Large Capacity Fittings for Infloor Applications

Wiremold Multiplex Series Service Fittings deliver adaptability throughout the life-cycle of libraries, commercial office spaces, or financial institutions where they are installed. Interchangeable faceplates for power, communication, or A/V can be exchanged as service needs change. Multiplex Series Service Fittings are suitable for both new construction or renovation.

Multiplex Series Service Fittings are designed to be installed on many infloor systems including Walkerduct® Underfloor Duct®, and Walkerduct Pro Series. They can also be installed on other infloor raceway systems. These fittings were developed to handle large capacity single and dual service requirements to the workstation and can also be used to feed multiple workstations. Faceplates allow for partition feeds, plug-in point termination or custom field applications.



MP4 and MP8 Multiplex Service Fittings with power, communication and new A/V faceplates.

FEATURES & BENEFITS

- **Two sizes.** Provides option for single or dual service to meet capacity requirements per location.
- **Brushed aluminum finish.** Durable finish ensures that Multiplex Service Fittings retain their good looks after years of service.
- **Interchangeable faceplates.** The plates can be replaced as service needs change.
- **A/V compatibility.** Accepts Extron® Electronics and Ortronics® audio/video devices.
- **Mounts directly on presets of Walkerduct Pro Series**
- **System.** No additional attachment hardware required. Saves time and money.
- **Datacom connectivity options.** Accepts industry standard and proprietary devices from a wide range of manufacturers to provide a seamless and aesthetically pleasing interface for voice, data, and video applications at the point-of-use.
- **cULus Listed to U.S. and Canadian safety standards.**



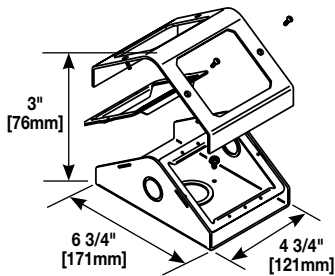
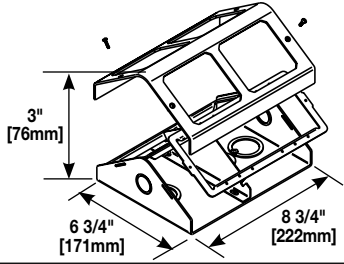
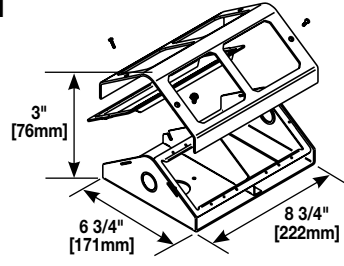
Multiplex Series Service Fittings provide a variety of power, communication and A/V connectivity options.

Multiplex Selection and Ordering

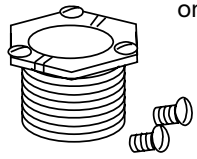
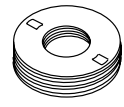
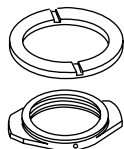




It is easy to design a unique Multiplex Service Fitting. Just follow these steps:

1. Determine what fitting will be mounted to (ie: Walkerduct Underfloor Duct, etc).
 2. Determine size required based on single or dual service needed. For 8-Plex, select appropriate base style.
 3. Select the required number of power, communication, A/V, or blank faceplates. Select two for 4-Plex and four for 8-Plex.
 4. Select installation accessories.
- That's all! It's so easy!

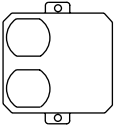
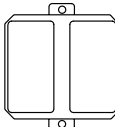
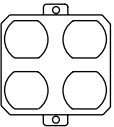
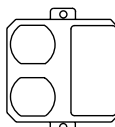
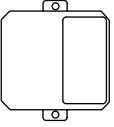
4-Plex Single and 8-Plex Dual Service Fittings Ordering Information

Catalog No./Item	Description/Specifications
MP4 	<p>Single service fitting includes housing, base, two mounting frames, and mounting hardware. For use on 2" [51mm] IPS underfloor duct systems. Can also be installed on single preset in Walkerduct Pro Series System. Has 1/2" and 3/4" trade size concentric conduit knockouts on each end. Overall capacity is 55.3 cu. in. [906 cu cm]. Fitting also provides 1" and 1 1/4" trade size concentric knockouts in baseplate.</p>
MP8 	<p>Dual service fitting includes housing, base, two mounting frames, divider, and mounting hardware. For use on two No. 2 ducts or one No. 2 and one No. 4 duct. On Walkerduct Pro Series the fitting can be installed on any two-duct system. Has 1/2" and 3/4" trade size concentric conduit knockouts on each end. Overall capacity is 104.3 cu. in. [1709 cu cm]. Fitting also provides 1" and 1 1/4" trade size concentric knockouts and one 1" trade size knockout in baseplate.</p>
MP8-1 	<p>Same as MP8, except mounts on PK and N-R-G Presets, one No. 2 , or one No. 4 duct. On Walkerduct Pro Series the fitting can be installed on any two-duct system. Overall capacity is 104.3 cu. in. [1709 cu cm]. Has 1/2" and 3/4" trade size concentric knockouts on each end. Fitting also provides one 1" trade size knockout in baseplate.</p>

Activation Accessories Ordering Information

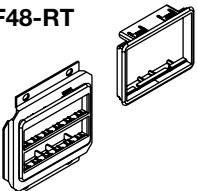
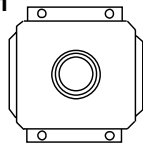
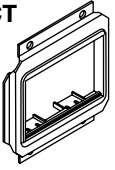
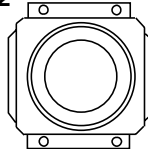
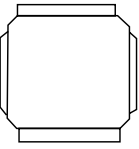
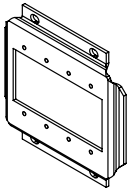
Catalog No./Item	Description/Specifications						
1124-1 Locking Nipple – For 1" [25mm] IPS insert opening. 1" [25mm] long. 1124L-1 Locking Nipple – For 1" [25mm] IPS insert opening. 1 1/2" [38mm] long. 1124F-1 Locking Nipple – For 1" [25mm] IPS opening. 5/8" [15.9mm] long. For use on Flushduct Infloor Raceway. 	<table border="1" style="width: 100%; border-collapse: collapse;"> <thead> <tr> <th style="width: 45%;">Catalog No./Item</th> <th style="width: 45%;">Description/Specifications</th> </tr> </thead> <tbody> <tr> <td style="vertical-align: top;"> 1126A -1/4 [6.4mm] -3/4 [19mm] -1 [25mm] -1 1/2 [38mm]  </td> <td style="vertical-align: top;"> Adapter – To change 2" [51mm] IPS preset to 1" [25mm]. Suffix denotes opening size. </td> </tr> <tr> <td style="vertical-align: top;"> 455F-1  </td> <td style="vertical-align: top;"> Outlet Flange – For 1 5/8" [41mm] diameter opening. For use on Flushduct Infloor Raceway. </td> </tr> </tbody> </table>	Catalog No./Item	Description/Specifications	1126A -1/4 [6.4mm] -3/4 [19mm] -1 [25mm] -1 1/2 [38mm] 	Adapter – To change 2" [51mm] IPS preset to 1" [25mm]. Suffix denotes opening size.	455F-1 	Outlet Flange – For 1 5/8" [41mm] diameter opening. For use on Flushduct Infloor Raceway.
Catalog No./Item	Description/Specifications						
1126A -1/4 [6.4mm] -3/4 [19mm] -1 [25mm] -1 1/2 [38mm] 	Adapter – To change 2" [51mm] IPS preset to 1" [25mm]. Suffix denotes opening size.						
455F-1 	Outlet Flange – For 1 5/8" [41mm] diameter opening. For use on Flushduct Infloor Raceway.						

Power Faceplates for Multiplex Service Fittings Ordering Information*

Catalog No./Item	Description/Specifications	Catalog No./Item	Description/Specifications
M-DR	 <p>Power Faceplate – Single duplex opening.</p>	M-2GFI	 <p>Power Faceplate – Dual GFI opening.</p>
M-2DR	 <p>Power Faceplate – Dual duplex opening.</p>	M-DR/GFI	 <p>Power Faceplate – Single duplex and GFI openings.</p>
M-GFI	 <p>Power Faceplate – Single GFI opening.</p>		

* All plates include mounting hardware. Plate dimensions are 3.365" [85.5mm] wide, x 2.98" [75.7mm] high, excluding flanges.

Communication Faceplates for Multiplex Service Fittings Ordering Information*

Catalog No./Item	Description/Specifications	Catalog No./Item	Description/Specifications
LTF48-RT	 <p>Faceplate – Single opening</p> <ul style="list-style-type: none"> • Accepts Ortronics MAB6TJ TracJack and MAB3S2 Series II adapters. 	LTF48-1	 <p>Faceplate – 1" [25mm] diameter bushed opening.</p>
LTF48-ACT	 <p>Faceplate – Single opening.</p> <ul style="list-style-type: none"> • Accepts the Activate CM-MAB adapter. 	LTF48-2	 <p>Faceplate – 2" [51mm] diameter bushed opening.</p>
LTF48-B	 <p>Faceplate – Blank.</p>	LTF48-MAAP**	 <p>Faceplate – Accepts four (4) Extron® Electronics MAAP device plates.</p>

* All plates include mounting hardware. Plate dimensions are 3.365" [85.5mm] wide, x 2.98" [75.7mm] high, excluding flanges.

** Products are ETL Listed.