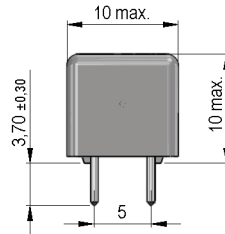
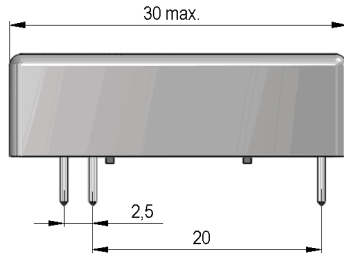


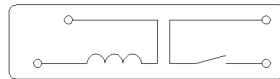
Dimensions mm[inch]

tolerances acc. to DIN ISO 2768-m
Toleranzen gem. DIN ISO 2768-m




Layout

Top view
Draufsicht



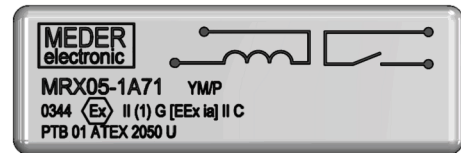
Isometric

Scale 1:2
Maßstab 1:2



Marking

according to EN60062/factory code
gem. EN60062/Fertigungsstätte



Coil Data at 20 °C	Conditions	Min	Typ	Max	Unit
Coil voltage			5		VDC
Coil resistance		324	360	396	Ohm
Rated power			70		mW
Thermal resistance	max. Relay temperature = operating temperature + self heating		85		K/W
Inductance			73		mH
Pull-In voltage				3,8	VDC
Drop-Out voltage		1			VDC

Contact data 71	Conditions	Min	Typ	Max	Unit
Contact rating	Any DC combination of V & A not to exceed their individual max.'s			10	W
Switching voltage	DC or Peak AC			200	V
Switching current	DC or Peak AC			0,5	A
Carry current	DC or Peak AC			1,25	A
Contact resistance static	Measured with 40% overdrive Start Value			150	mOhm
Insulation resistance	RH <45 %, 100 V test voltage	10			GOhm
Breakdown voltage	according to IEC 255-5	300			VDC
Operate time incl. bounce	measured with 40% overdrive			0,5	ms
Release time	measured with no coil excitation			0,1	ms
Capacitance	@ 10 kHz across open switch		0,3		pF

Special Product Data	Conditions	Min	Typ	Max	Unit
Number of contacts				1	
Contact - form				A - NO	
Dielectric Strength Coil/Contact	according to EN 60255-5	2,5			kV AC
Insulation resistance Coil/Contact	RH <45%, 200 VDC measuring voltage	1			TOhm
Case color				grey	
Housing material				Polyamid	
Sealing compound				Polyurethan	
Connection pins				cu-alloy tinned	
Approval				PTB 01ATEX2050 U	
Reach / RoHS conformity				yes	

Environmental data	Conditions	Min	Typ	Max	Unit
Remarks					Reed-Relay to be used for the galvanic separation

Modifications in the sense of technical progress are reserved

Designed at: 01.08.07 Designed by: WKOVACS

Approval at: 13.08.07 Approval by: KOLBRICH

Last Change at: 17.03.14 Last Change by: WKOVACS

Approval at: 17.03.14 Approval by: DSTASTNY

Version: 07



Europe: +49 / 7731 8399 0

| Email: info@standexmeder.com

USA: +1 / 508 295 0771

| Email: salesusa@standexmeder.com

Asia: +852 / 2955 1682

| Email: salesasia@standexmeder.com

Item No.:

8705171200

Item:

MRX05-1A71

Environmental data	Conditions	Min	Typ	Max	Unit
Remarks 1.		of intrinsically safe and non-intrinsically safe			
Remarks 2.		circuits with Ex-approval by PTB 01 ATEX 2050 U.			
Shock	1/2 sine, duration 11ms, in 3 axis			50	g
Vibration	from 10 - 2000 Hz			20	g
Operating temperature		-40		85	°C
Storage temperature		-55		125	°C
Soldering temperature	wave soldering max. 5 sec.			260	°C
Washability		fully sealed			

Modifications in the sense of technical progress are reserved

Designed at: 01.08.07 Designed by: WKOVACS

Approval at: 13.08.07 Approval by: KOLBRICH

Last Change at: 17.03.14 Last Change by: WKOVACS

Approval at: 17.03.14 Approval by: DSTASTNY

Version: 07