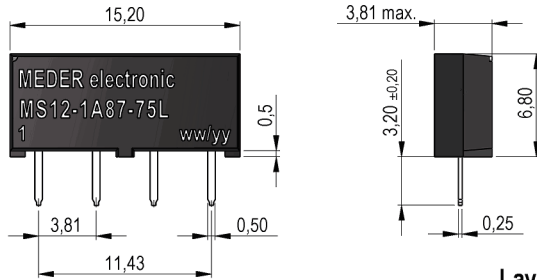
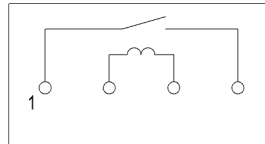


Dimensions mm[inch]

tolerances acc. to DIN ISO 2768-m
Toleranzen gem. DIN ISO 2768-m




Layout
Top view
Draufsicht



Isometric

Scale 1:2
Maßstab 1:2



Marking

according to EN60062/factory code
gem. EN60062/Fertigungsstätte



Coil Data at 20 °C	Conditions	Min	Typ	Max	Unit
Coil resistance		630	700	770	Ohm
Coil voltage			12		VDC
Rated power			205		mW
Pull-In voltage				8,4	VDC
Drop-Out voltage		1,8			VDC

Contact data 87	Conditions	Min	Typ	Max	Unit
Contact rating	Any DC combination of V & A not to exceed their individual max.'s			10	W
Switching voltage	DC or Peak AC			200	V
Switching current	DC or Peak AC			0,5	A
Carry current	DC or Peak AC			1	A
Contact resistance static	Measured with 40% overdrive Start Value			150	mOhm
Insulation resistance	RH <45 %, 100V - to all points	100	1.000		GOhm
Breakdown voltage	according to EN 60255-5	225			VDC
Operate time incl. bounce	measured with 40% overdrive			0,6	ms
Release time	measured with no coil excitation			0,1	ms
Capacitance	@ 10 kHz across open switch		0,2		pF

Special Product Data	Conditions	Min	Typ	Max	Unit
Number of contacts				1	
Contact - form				A - NO	
Dielectric Strength Coil/Contact	according to EN 60255-5	1,5			kV DC
Insulation resistance Coil/Contact	RH <45%, 200 VDC Measuring Voltage	1	10		TOhm
Case colour				black	
Housing material				epoxy resin	
Connection pins				FeNi-alloy tin plated	
Magnetic Shield				no	
Reach / RoHS conformity				yes	



Europe: +49 / 7731 8399 0

| Email: info@standexmeder.com

USA: +1 / 508 295 0771

| Email: salesusa@standexmeder.com

Asia: +852 / 2955 1682

| Email: salesasia@standexmeder.com

Item No.:

4212187075

Item:

MS12-1A87-75L

Environmental data	Conditions	Min	Typ	Max	Unit
Shock	1/2 sine, duration 11ms, in 3 axis			50	g
Vibration	from 10 - 2000 Hz			20	g
Operating temperature		-20		70	°C
Storage temperature		-35		95	°C
Soldering temperature	wave soldering max. 5 sec.			260	°C
Washability					fully sealed

General data	Conditions	Min	Typ	Max	Unit
Packaging					Plastic tube

Modifications in the sense of technical progress are reserved

Designed at: 03.11.17 Designed by: WKOVACS

Approval at: 19.11.17 Approval by: DSTASTNY

Last Change at: Last Change by:

Approval at: Approval by:

Version: 04