

NOTES:

1. PART NUMBER VARIABLE:

MTC100-JXX-X34

P = PIN
S = SOCKET

1 = 1 INCH
2 = 2 INCH

A = "A" INSERT
B = "B" INSERT

2. MATERIAL:

- A) PIN/SOCKET INSERT HIGH GRADE POLYARYLENE THERMOPLASTIC.
- B) PIN CONTACT COPPER ALLOY PER QQ-B-613 OR QQ-C-502.
- C) SOCKET CONTACT COPPER ALLOY PER QQ-B-750
- D) INTERFACIAL SEAL SILICONE ELASTOMER PER ZZ-R-765.
- E) SolderSleeve® REFER TO RAYCHEM DRAWING CTA-0065 FOR DETAILS

3. FINISH:

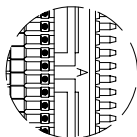
- A) PIN/SOCKET INSERT AS MOLDED.
- B) PIN/SOCKET CONTACT GOLD PLATE PER MIL-G-45204, CLASS 1.
- C) CONTACT TAIL SOLDER COATED PER QQ-S-571 (Sn96)

4. NUMBER ONE POSITION IS MARKED AS SHOWN IN CONTRASTING COLOR ON INTERFACE.

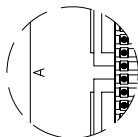
5. THIS INSERT MEETS THE REQUIREMENTS OF RAYCHEM SPECIFICATION C-6111.

If this document is printed it becomes uncontrolled.
Check with the web for latest revision.

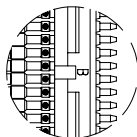
SIZE		WEIGHT MAXIMUM		DIM. "Z"
		LBS.	GRAMS	
1 INCH INSERT	PIN	.0047	2.132	1.05 [26,7]
	SOC.	.0054	2.449	
2 INCH INSERT	PIN	.0090	4.082	2.05 [52,1]
	SOC.	.0109	4.944	



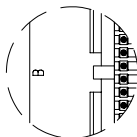
PIN



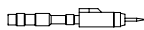
SOCKET



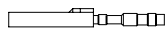
PIN



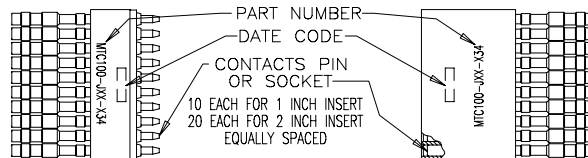
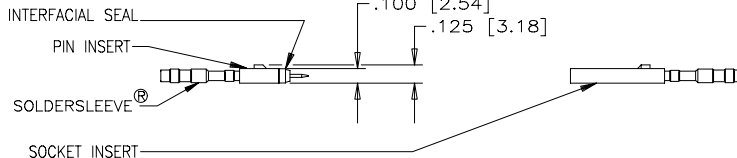
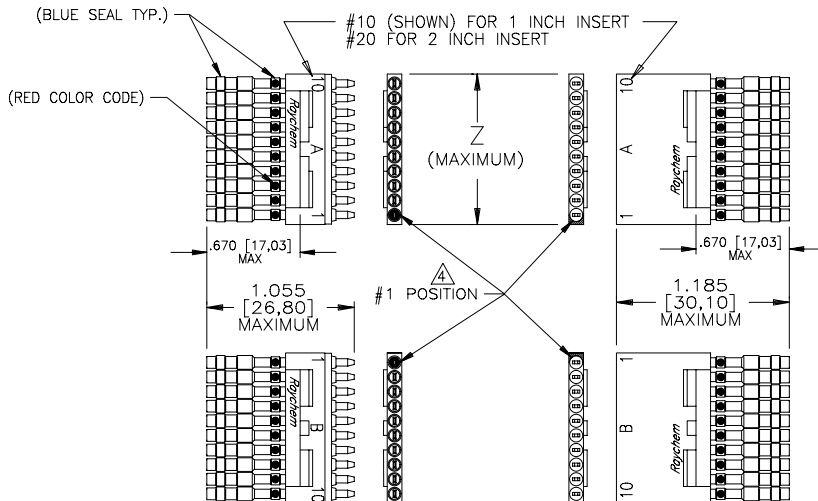
SOCKET



AUXILIARY VIEW OF 2 INCH INSERT KEYS/KEYWAYS



REVISIONS			
LTR	DESCRIPTION	DATE	APPROVED
N/C	INITIAL RELEASE PER ECN T-13741	90 FEB 5	J.B.



SPECIFICATION CONTROL DRAWING © Raychem Corporation 1989

UNLESS OTHERWISE SPECIFIED DIMENSIONS ARE IN INCHES. METRIC DIMENSIONS ARE IN BRACKETS. DECIMALS .XXX ± .005 } .13 mm .XX ± } ANGLES .X ± WEIGHT: MAXIMUM SEE TABULATION	DRAWN	CERDAN	891218	Raychem RAYCHEM CORPORATION 300 CONSTITUTION DRIVE MENLO PARK, CALIFORNIA 94025 TITLE PRE-ASSEMBLED SOLDERSLLEEVE INSERT, 150°C OPERATING TEMPERATURE MTC100 SERIES	SIZE C CODE IDENT. NO. 06090 DWG. NO. MTC100-JXX-X34 REV N/C SHEET 1 OF 1
	CHECKED				
	APPROVED	J.B.	90JAN22		
	CAD NAME	005245-1			
THIRD ANGLE PROJECTION			DO NOT SCALE THIS DRAWING		

SHEET 1 OF 1
MTC100-JXX-X34
DWG. NO.