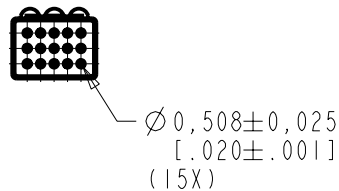
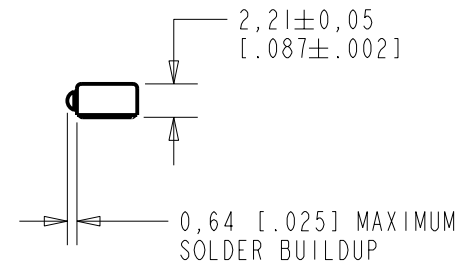
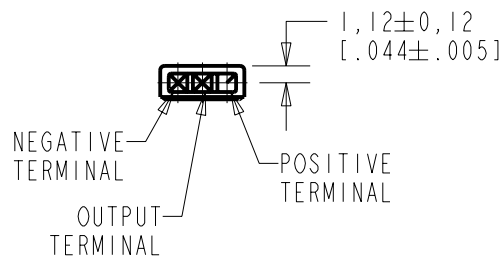


NOTE:

- INCREASED PRESSURE AT THE SOUND INLET CAUSES A POSITIVE GOING VOLTAGE TO APPEAR AT THE OUTPUT TERMINAL, RELATIVE TO THE NEGATIVE TERMINAL.



NOMINAL WEIGHT
.13 GRAM

DIMENSIONS IN MILLIMETERS [INCHES]

KNOWLES ELECTRONICS
ITASCA, ILLINOIS U.S.A.

Revision	C.O. #	Implementation Date	RELEASE LEVEL	REVISION
A	MI0100923	12-2-05	Released	A
SCALE: 2:1			DR. BY: DMS	DATE: 12-2-05
DO NOT SCALE DRAWING			CK. BY: GJP	DATE: 12-5-05
TITLE: MICROPHONE		NR-23158-000	APP. BY: GJP	DATE: 12-5-05
OUTLINE DRAWING		SHT 1.1		

NR-23158-000
SHT 2.1



FREQUENCY	SENSITIVITY		
	MIN.	NOM.	MAX.
100	---	-49.0	---
1000	-52.0	-49.0	-46.0
4000	---	-51.0	---

RANGE OF DEVIATION FROM 1 KHZ	DEVICE CONFORMITY	
	MIN.	MAX.
-2.0	0.0	+2.0
0.0	0.0	0.0
-5.0	0.0	+1.0



NOTES:

- CASE CONNECTED TO NEGATIVE TERMINAL.
- MICROPHONE TO BE FUNCTIONAL WITH 10 VDC SUPPLY.
- SENSITIVITY VALUES INDICATED ON THIS SPECIFICATION ARE VALID AT 50% HUMIDITY.
- PRESSURE DIFFERENCE SENSITIVITY TESTED WITH REAR SOUND PORT SEALED TO AIR VOLUME OF AT LEAST 0.5 CC.
- VL SPEC: 0.15 - 0.90V

DC SUPPLY	AMPLIFIER CURRENT DRAIN	OUTPUT IMPEDANCE OHMS		
		MIN.	NOM.	MAX.
1.3V	50uA MAX.	2800	4400	6800

Revision	C.O. #	Implementation Date	RELEASE LEVEL	REVISION
A	MI0100923	12-2-05	Released	A

KNOWLES ELECTRONICS
ITASCA, ILLINOIS U.S.A.

SCALE: 2:1	DR. BY: DMS	DATE: 12-2-05
DO NOT SCALE DRAWING	CK. BY: GJP	DATE: 12-5-05
TITLE: MICROPHONE	APP. BY: GJP	DATE: 12-5-05
OUTLINE DRAWING		
		NR-23158-000
		SHT 2.1