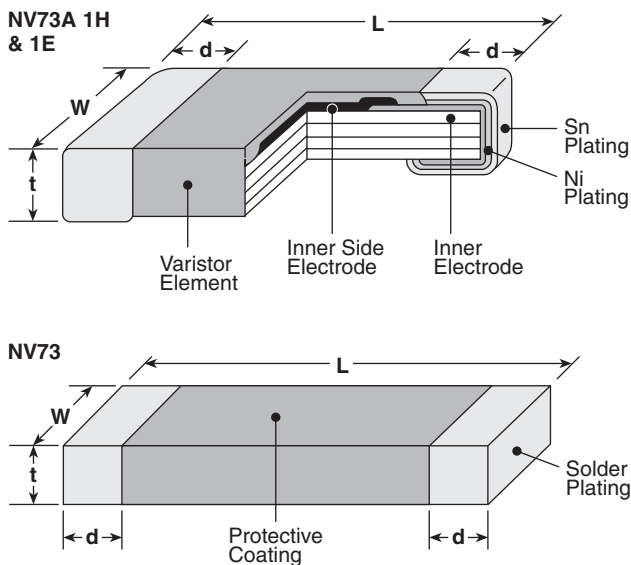


features

- Multilayer structure
- High surge current
- Protector against static electricity, switching and incoming surges
- Suitable for both flow and reflow soldering
- Products with lead-free terminations meet EU RoHS requirements. Pb located in glass material, electrode and varistor element is exempt per Annex 1, exemption 5 of EU directive 2005/95/EC

dimensions and construction



| Type (Inch Size Code) | Dimensions inches (mm) | | | |
|--------------------------|-------------------------|-------------------------|--------------------------|---|
| | L | W | t | d |
| 1H (0201) | .024±.001 (0.6±0.03) | .012±.001 (0.3±0.03) | .012±.001 (0.3±0.03) | .004 min. (0.1 min.) |
| 1E (0402) | .023±.004 (1.0±0.1) | .02±.004 (0.5±0.1) | .023 max. (0.6 max.) | .01±.006 (0.25±0.15) |
| 1J (0603) | .063±.006 (1.6±0.15) | .031±.006 (0.8±0.15) | .031±.006 (0.8±0.15) | .016 ^{+0.006} _{-0.008} (0.4 ^{+0.15} _{-0.2}) |
| 2A (0805) | .079±.008 (2.0±0.2) | .049±.008 (1.25±0.2) | .051 max. (1.3 max.) | .02±.010 (0.5±0.25) |
| 2B (1206) | .126±.008 (3.2±0.2) | .063±.008 (1.6±0.2) | .065 max. (1.65 max.) | .02 ^{+0.014} _{-0.010} (0.5 ^{+0.35} _{-0.25}) |
| 2E (1210) | .126±.008 (3.2±0.2) | .098±.008 (2.5±0.2) | .059 max. (1.5 max.) | .020±.008 (0.5±0.2) |
| 2J (1812) | .177±.008 (4.5±0.2) | .126±.008 (3.2±0.2) | .079 max. (2.0 max.) | .020 ^{+0.012} _{-0.004} (0.5 ^{+0.3} _{-0.1}) |
| 2L (2220) | .224±.008 (5.7±0.2) | .197±.008 (5.0±0.2) | .098 max. (2.5 max.) | .020 ^{+0.001} _{-0.004} (0.5 ^{+0.3} _{-0.1}) |
| C2L (2220) | .232±.008 (5.9±0.2) | .201±.008 (5.1±0.2) | .106 max. (2.7 max.) | .028 ^{+0.016} _{-0.012} (0.7 ^{+0.4} _{-0.3}) |

ordering information

| | | | | | | |
|-------------|--------------------|---|--|-----------------------------|--|-------------------------|
| NV73 | A | L | 1J | T | TE | 8.2 |
| Type | Energy Code | Capacitance Type | Size | Termination Material | Packaging | Varistor Voltage |
| | A B C | Blank: Standard L: Low Capacitance (1E only) | 1H: 0201 1E: 0402 1J: 0603 2A: 0805 2B: 1206 2E: 1210 2J: 1812 2L: 2220 | T: Sn | TBM: 2mm press paper (1H: 15,000 pieces/reel) TP: 2mm pitch paper (1E: 10,000 pieces/reel) TE: 7" embossed plastic (1J, 2A, 2B: 2,500 pieces/reel; 2J, 2L: 1,000 pieces/reel; 2E: 2,000 pieces/reel) | 8.2V 8.2 18V 18 |

For further information on packaging, please refer to Appendix A.

applications and ratings

| Part Designation | Varistor Voltage V _{1mA} (V) | Varistor Voltage Tolerance (V) | Maximum Allowable Voltage d.c. (V) | Clamping Voltage I _c =1A (V) 8/20μs | Maximum Energy (J) 10/1000μs | Maximum Peak Current (A) 2 times 8/20μs | Capacitance (Typ) 1kHz (pF) | Operating Temp. (°C) | Storage Temp. (°C) |
|------------------|---------------------------------------|--------------------------------|------------------------------------|--|------------------------------|---|-----------------------------|----------------------|--------------------|
| NV73A1HTTBM12 | 12 | 10 - 15.6 | 6.5 | 35 | 0.01 | 1 | 33 | -40°C to +85°C | -40°C to +125°C |
| NV73A1ETTP8 | 8 | 6.4 - 9.6 | 5.5 | 20 | 0.05 | 20 | 480 | | |
| NV73A1ETTP18 | 18 | 16.2 - 19.8 | 14.0 | 35 | | | 160 | | |
| NV73AL1ETTP12 | 12 | 10 - 14 | 5.5 | 30 | 0.03 | 5 | 50 | | |
| NV73AL1ETTP21 | 21 | 18 - 24 | 14.0 | 50 | | | 50 | | |
| NV73AL1ETTP28 | 28 | 24 - 32 | 18.0 | 65 | 0.005 | 2 | 15 | | |
| NV73AL1ETTP120 | 120 | 90 - 150 | | 350 (1C=0.5A) | | | 0.5 | | |

| Part Designation | Varistor Voltage V _c | Maximum Allowable Voltage | | Clamping Voltage | | Maximum Energy E (J) | Maximum Peak Current I _p (A) (2 times) | Operating Temp. T _{opt} (°C) | Storage Temp. T _{stg} (°C) |
|------------------|---------------------------------|---------------------------|---------|------------------|-----------------|----------------------|---|---------------------------------------|-------------------------------------|
| | I _c = 1mA (V) | a.c rms (V) | d.c (V) | V _{1A} | V _{2A} | | | | |
| NV73A1JTTE8.2 | 6.8 - 9.8 | 4.2 | 6.0 | — | 21 | 0.1 | 30 | -40°C to +85°C | -40°C to +125°C |
| NV73A1JTTE12 | 10 - 14.4 | 6.1 | 8.6 | — | 29 | | | | |
| NV73A1JTTE15 | 12.5 - 18 | 7.6 | 10.8 | — | 35 | | | | |
| NV73A1JTTE18 | 16 - 20 | 9.1 | 12.8 | — | 37 | | | | |
| NV73A1JTTE20 | 18 - 22 | 10.6 | 15.0 | — | 40 | | | | |
| NV73A1JTTE22 | 19 - 24 | 12.0 | 16.5 | — | 42 | | | | |
| NV73A1JTTE24 | 21.8 - 26.5 | 14.0 | 18.0 | — | 46 | | | | |
| NV73A1JTTE27 | 25 - 32 | 17.0 | 22.0 | — | 49 | | | | |
| NV73A2ATTE8.2 | 6.8 - 9.8 | 4.2 | 6.0 | 18 | — | 0.01 | 10 | | |
| NV73A2ATTE12 | 10 - 14.4 | 6.1 | 8.6 | 24 | — | 0.03 | 20 | | |
| NV73A2ATTE15 | 12.5 - 18 | 7.6 | 10.8 | 29 | — | 0.04 | | | |
| NV73A2ATTE18 | 16 - 20 | 9.1 | 12.8 | 29 | — | | | | |
| NV73A2ATTE20 | 18 - 22 | 10.6 | 15.0 | 33 | — | 0.05 | | | |
| NV73A2ATTE22 | 19 - 24 | 12.0 | 16.5 | 39 | — | | | | |
| NV73A2ATTE24 | 21.8 - 26.5 | 14.0 | 18.0 | 42 | — | 0.06 | | | |
| NV73A2ATTE27 | 25 - 32 | 17.0 | 22.0 | 50 | — | 0.07 | | | |
| NV73A2ATTE33 | 30 - 39 | 20.0 | 26.0 | 60 | — | 0.12 | | | |
| NV73A2ATTE39 | 37 - 47 | 25.0 | 31.0 | 72 | — | 0.14 | 25 | | |
| NV73A2ATTE47 | 45 - 54 | 30.0 | 38.0 | 86 | — | 0.16 | | | |
| NV73B2ATTE8.2 | 6.8 - 9.8 | 4.2 | 6.0 | — | 18 | 0.03 | 35 | | |
| NV73B2ATTE12 | 10 - 14.4 | 6.1 | 8.6 | — | 24 | 0.05 | | | |
| NV73B2ATTE15 | 12.5 - 18 | 7.6 | 10.8 | — | 30 | 0.07 | | | |
| NV73B2ATTE18 | 16 - 20 | 9.1 | 12.8 | — | 32 | 0.08 | | | |
| NV73B2ATTE20 | 18 - 22 | 10.6 | 15.0 | — | 36 | 0.09 | | | |
| NV73B2ATTE22 | 19 - 24 | 12.0 | 16.5 | — | 40 | 0.11 | | | |
| NV73B2ATTE24 | 21.8 - 26.5 | 14.0 | 18.0 | — | 42 | 0.12 | | | |
| NV73B2ATTE27 | 25 - 32 | 17.0 | 22.0 | — | 58 | 0.24 | | | |
| NV73B2ATTE33 | 30 - 39 | 20.0 | 26.0 | — | 66 | 0.25 | 50 | | |
| NV73C2ATTE8.2 | 6.8 - 9.8 | 4.2 | 6.0 | — | 18 | 0.04 | 25 | | |
| NV73C2ATTE12 | 10 - 14.4 | 6.1 | 8.6 | — | 24 | 0.09 | | | |
| NV73C2ATTE15 | 12.5 - 18 | 7.6 | 10.8 | — | 29 | 0.11 | | | |
| NV73C2ATTE18 | 16 - 20 | 9.1 | 12.8 | — | 32 | 0.13 | | | |
| NV73C2ATTE20 | 18 - 22 | 10.6 | 15.0 | — | 35 | 0.14 | | | |
| NV73C2ATTE22 | 19 - 24 | 12.0 | 16.5 | — | 40 | 0.17 | | | |
| NV73C2ATTE24 | 21.8 - 26.5 | 14.0 | 18.0 | — | 42 | 0.18 | | | |
| NV73A2BTTE27 | 25 - 32 | 17.0 | 22.0 | — | 55 | 0.13 | | 40 | |
| NV73A2BTTE33 | 30 - 39 | 20.0 | 26.0 | — | 60 | 0.15 | | | |
| NV73A2BTTE39 | 37 - 47 | 25.0 | 31.0 | — | 72 | 0.18 | | | |
| NV73A2BTTE47 | 45 - 54 | 30.0 | 38.0 | — | 85 | 0.22 | | | |
| NV73A2BTTE56 | 52 - 62 | 35.0 | 45.0 | — | 100 | 0.26 | | | |

Specifications given herein may be changed at any time without prior notice. Please confirm technical specifications before you order and/or use.

11/24/14



KOA SPEER ELECTRONICS, INC.

NV73

metal oxide varistor

applications and ratings (continued)

| Part Designation | Varistor Voltage Vc | Maximum Allowable Voltage | | Clamping Voltage | | Maximum Energy E (J) | Maximum Peak Current Ip (A) (2 times) | Operating Temp. T _{opt} (°C) | Storage Temp. T _{stg} (°C) | | |
|------------------|---------------------|---------------------------|---------|------------------|-----|----------------------|---------------------------------------|---------------------------------------|-------------------------------------|----------------|-----------------|
| | Ic = 1mA (V) | a.c rms (V) | d.c (V) | V1A | V2A | | | | | | |
| NV73B2BTTE8.2 | 6.8 - 9.8 | 4.2 | 6.0 | — | 18 | 0.03 | 50 | -40°C to +85°C | -40°C to +125°C | | |
| NV73B2BTTE12 | 10 - 14.4 | 6.1 | 8.6 | — | 24 | 0.07 | | | | | |
| NV73B2BTTE15 | 12.5 - 18 | 7.6 | 10.8 | — | 29 | 0.09 | | | | | |
| NV73B2BTTE18 | 16 - 20 | 9.1 | 12.8 | — | 32 | 0.1 | | | | | |
| NV73B2BTTE20 | 18 - 22 | 10.6 | 15.0 | — | 35 | 0.11 | | | | | |
| NV73B2BTTE22 | 19 - 24 | 12.0 | 16.5 | — | 40 | 0.12 | | | | | |
| NV73B2BTTE24 | 21.8 - 26.5 | 14.0 | 18.0 | — | 42 | 0.14 | | | | | |
| NV73B2BTTE27 | 25 - 32 | 17.0 | 22.0 | — | 52 | 0.16 | | | | | |
| NV73C2BTTE8.2 | 6.8 - 9.8 | 4.2 | 6.0 | — | 18 | 0.06 | 40 | | | -40°C to +85°C | -40°C to +125°C |
| NV73C2BTTE12 | 10 - 14.4 | 6.1 | 8.6 | — | 24 | 0.1 | 70 | | | | |
| NV73C2BTTE15 | 12.5 - 18 | 7.6 | 10.8 | — | 29 | 0.13 | | | | | |
| NV73C2BTTE18 | 16 - 20 | 9.1 | 12.8 | — | 29 | 0.15 | | | | | |
| NV73C2BTTE20 | 18 - 22 | 10.6 | 15.0 | — | 31 | 0.17 | | | | | |
| NV73C2BTTE22 | 19 - 24 | 12.0 | 16.5 | — | 35 | 0.19 | | | | | |
| NV73C2BTTE24 | 21.8 - 26.5 | 14.0 | 18.0 | — | 38 | 0.2 | | | | | |
| NV73C2BTTE27 | 25 - 32 | 17.0 | 22.0 | — | 48 | 0.24 | | | | | |

| Part Designation | Varistor Voltage Vc | Maximum Allowable Voltage | | Clamping Voltage | | | Maximum Energy E (J) | Maximum Peak Current Ip (A) (2 times) | Operating Temp. T _{opt} (°C) | Storage Temp. T _{stg} (°C) |
|------------------|---------------------|---------------------------|---------|------------------|-----|------|----------------------|---------------------------------------|---------------------------------------|-------------------------------------|
| | Ic = 1mA (V) | a.c rms (V) | d.c (V) | V2.5A | V5A | V10A | | | | |
| NV73A2ETTE15 | 12.8 - 17.3 | 8.0 | 11.0 | 30 | — | — | 1.0 | 400 | -50°C to +125°C | -50°C to +150°C |
| NV73A2ETTE18 | 15.3 - 20.7 | 11.0 | 14.0 | 34 | — | — | 1.2 | | | |
| NV73A2ETTE22 | 19.8 - 24.2 | 12.0 | 16.5 | 39 | — | — | 1.4 | | | |
| NV73A2ETTE24 | 21.6 - 26.4 | 14.0 | 18.0 | 39 | — | — | 1.4 | | | |
| NV73A2ETTE27 | 24.3 - 29.7 | 17.0 | 22.0 | 44 | — | — | 1.7 | | | |
| NV73A2ETTE33 | 29.7 - 36.3 | 20.0 | 26.0 | 54 | — | — | 1.9 | | | |
| NV73A2ETTE39 | 35.1 - 42.9 | 25.0 | 30.0 | 65 | — | — | 1.7 | | | |
| NV73A2ETTE47 | 42.3 - 51.7 | 30.0 | 38.0 | 77 | — | — | 2.0 | | | |
| NV73A2ETTE56 | 50.4 - 61.6 | 35.0 | 45.0 | 90 | — | — | 2.0 | | | |
| NV73A2ETTE82 | 73.8 - 90.2 | 50.0 | 65.0 | 135 | — | — | 1.2 | 250 | | |
| NV73A2ETTE100 | 90.0 - 110.0 | 60.0 | 85.0 | 165 | — | — | 1.4 | 200 | | |
| NV73A2ETTE110 | 99.0 - 121.0 | 70.0 | 90.0 | 180 | — | — | 1.4 | | | |
| NV73A2JTTE12 | 10.2 - 13.8 | 6.0 | 9.0 | — | 27 | — | 0.9 | 500 | | |
| NV73A2JTTE15 | 12.8 - 17.3 | 8.0 | 11.0 | — | 32 | — | 1.2 | | | |
| NV73A2JTTE18 | 16.2 - 19.8 | 11.0 | 14.0 | — | 35 | — | 1.4 | | | |
| NV73A2JTTE22 | 19.8 - 24.2 | 12.0 | 16.5 | — | 41 | — | 1.6 | | | |
| NV73A2JTTE24 | 21.6 - 26.4 | 14.0 | 18.0 | — | 44 | — | 1.7 | | | |
| NV73A2JTTE27 | 24.3 - 29.7 | 17.0 | 22.0 | — | 49 | — | 2.0 | | | |
| NV73A2JTTE33 | 29.7 - 36.3 | 20.0 | 26.0 | — | 54 | — | 2.5 | | | |
| NV73A2JTTE39 | 35.1 - 42.9 | 25.0 | 30.0 | — | 65 | — | 2.9 | | | |
| NV73A2JTTE47 | 42.3 - 51.7 | 30.0 | 38.0 | — | 77 | — | 3.5 | | | |
| NV73A2JTTE56 | 50.4 - 61.6 | 35.0 | 45.0 | — | 90 | — | 4.2 | | | |
| NV73A2JTTE68 | 61.2 - 74.8 | 40.0 | 56.0 | — | 110 | — | 4.8 | | | |
| NV73A2JTTE82 | 73.8 - 90.2 | 50.0 | 65.0 | — | 135 | — | 4.5 | | | |
| NV73A2JTTE100 | 90 - 110 | 60.0 | 85.0 | — | 165 | — | 5.8 | | 400 | |
| NV73A2JTTE110 | 99 - 121 | 70.0 | 90.0 | — | 180 | — | 5.8 | | 300 | |
| NV73A2JTTE150 | 135 - 165 | 95.0 | 127.0 | — | 248 | — | 5.8 | | | |
| NV73B2JTTE15 | 12.8 - 17.3 | 8.0 | 11.0 | — | 32 | — | 1.8 | 800 | | |
| NV73B2JTTE18 | 15.3 - 20.7 | 11.0 | 14.0 | — | 35 | — | 1.9 | | | |
| NV73B2JTTE22 | 19.8 - 24.2 | 12.0 | 16.5 | — | 41 | — | 2.3 | | | |
| NV73B2JTTE24 | 21.6 - 26.4 | 14.0 | 18.0 | — | 44 | — | 2.3 | | | |
| NV73B2JTTE27 | 24.3 - 29.7 | 17.0 | 22.0 | — | 49 | — | 2.7 | | | |
| NV73B2JTTE33 | 29.7 - 36.3 | 20.0 | 26.0 | — | 54 | — | 3.0 | | | |

Specifications given herein may be changed at any time without prior notice. Please confirm technical specifications before you order and/or use.

11/24/14

circuit protection

applications and ratings (continued)

| Part Designation | Varistor Voltage Vc | Maximum Allowable Voltage | | Clamping Voltage | | | Maximum Energy E (J) | Maximum Peak Current Ip (A) (2 times) | Operating Temp. T _{opt} (°C) | Storage Temp. T _{stg} (°C) | |
|------------------|---------------------|---------------------------|-------------|------------------|-------------------|-----------------|----------------------|---------------------------------------|---------------------------------------|-------------------------------------|------------------|
| | | lc = 1mA (V) | a.c rms (V) | d.c (V) | V _{2.5A} | V _{5A} | | | | | V _{10A} |
| NV73B2JTTE39 | 35.1 - 42.9 | 25.0 | 30.0 | — | 65 | — | 3.7 | 800 | -50°C to +125°C | -50°C to +150°C | |
| NV73B2JTTE47 | 42.3 - 51.7 | 30.0 | 38.0 | — | 77 | — | 4.2 | | | | |
| NV73B2JTTE56 | 50.4 - 61.6 | 35.0 | 45.0 | — | 90 | — | 4.2 | | | | |
| NV73A2LTTE12 | 10.2 - 13.8 | 6.0 | 9.0 | — | — | 28 | 1.9 | 1000 | | | |
| NV73A2LTTE15 | 12.8 - 17.3 | 8.0 | 11.0 | — | — | 33 | 2.3 | | | | |
| NV73A2LTTE18 | 16.2 - 19.8 | 11.0 | 14.0 | — | — | 36 | 2.7 | | | | |
| NV73A2LTTE22 | 19.8 - 24.2 | 12.0 | 16.5 | — | — | 41 | 2.9 | | | | |
| NV73A2LTTE24 | 21.6 - 26.4 | 14.0 | 18.0 | — | — | 45 | 3.1 | | | | |
| NV73A2LTTE27 | 24.3 - 29.7 | 17.0 | 22.0 | — | — | 48 | 3.8 | | | | |
| NV73A2LTTE33 | 29.7 - 36.3 | 20.0 | 26.0 | — | — | 57 | 4.3 | | | | |
| NV73A2LTTE39 | 35.1 - 42.9 | 25.0 | 30.0 | — | — | 65 | 5.5 | | | | |
| NV73A2LTTE47 | 42.3 - 51.7 | 30.0 | 38.0 | — | — | 77 | 6.3 | | | | |
| NV73A2LTTE56 | 50.4 - 61.6 | 35.0 | 45.0 | — | — | 90 | 7.7 | | | | |
| NV73A2LTTE68 | 61.2 - 74.8 | 40.0 | 56.0 | — | — | 110 | 8.8 | | | | |
| NV73A2LTTE100 | 90 - 110 | 60.0 | 85.0 | — | — | 165 | 6.8 | | | | |
| NV73A2LTTE110 | 99 - 121 | 70.0 | 90.0 | — | — | 180 | 6.8 | | | | |
| NV73B2LTTE15 | 12.8 - 17.3 | 8.0 | 11.0 | — | — | 33 | 4.2 | | | | 1200 |
| NV73B2LTTE18 | 15.3 - 20.7 | 11.0 | 14.0 | — | — | 36 | 5.4 | | | | |
| NV73B2LTTE22 | 19.8 - 24.2 | 12.0 | 16.5 | — | — | 41 | 5.8 | | | | |
| NV73B2LTTE24 | 21.6 - 26.4 | 14.0 | 18.0 | — | — | 45 | 5.8 | | | | |
| NV73B2LTTE27 | 24.3 - 29.7 | 17.0 | 22.0 | — | — | 48 | 7.2 | | | | |
| NV73B2LTTE33 | 29.7 - 36.3 | 20.0 | 26.0 | — | — | 57 | 7.8 | | | | |
| NV73B2LTTE39 | 35.1 - 42.9 | 25.0 | 30.0 | — | — | 65 | 9.6 | | | | |
| NV73B2LTTE47 | 42.3 - 51.7 | 30.0 | 38.0 | — | — | 77 | 12.0 | | | | |
| NV73B2LTTE56 | 50.4 - 61.6 | 35.0 | 45.0 | — | — | 90 | 7.7 | | | | |
| NV73B2LTTE82 | 73.8 - 90.2 | 50.0 | 65.0 | — | — | 135 | 5.6 | 1000 | | | |
| NV73C2LTTE39 | 35.1 - 42.9 | 25.0 | 30.0 | — | — | 65 | 5.6 (1 time) | 2500 (1 time) | | | |
| NV73C2LTTE82 | 73.8 - 90.2 | 50.0 | 65.0 | — | — | 135 | 14 (1 time) | 4500 (1 time) | | | |

Maximum allowable voltage - the maximum sinusoidal RMS voltage or maximum DC voltage which can be applied continuously
 E: Maximum energy - the maximum energy within the varistor voltage change of ±10% when a single impulse of 2m sec. is applied
 Ip: Maximum peak current - the maximum peak current within the varistor voltage change of ±10% when a single standard impulse of 8/20µ sec. is applied two times with an interval of 5 min.
 T_{opt}: Operating temperature - Ambient temperature range when the device is operating
 T_{stg}: Storage temperature - Temperature range without causing the device any failure

environmental applications

Performance Characteristics

| Parameter | Requirement Δ V±% | Test Method |
|--|----------------------------|--|
| Varistor Voltage | Within specified tolerance | Voltage between terminals when 1mA is flowed |
| Solderability | 95% coverage minimum | 230°C ± 5°C, 4 seconds ± 1 second; 235°C ± 5°C, 4 seconds ± 1 second*** |
| Resistance to Solder Heat | ±10% | 260°C ± 5°C, 10 seconds ± 0.5 second*; 270°C ± 5°C, 3 seconds ± 0.5 second***; 260°C ± 5°C, 4 seconds ± 1 second*** |
| Rapid Change of Temperature | ±10% | -40°C (30 minutes), +125°C (30 minutes), 30 cycles; 5 cycles*** |
| Maximum Peak Current | ±10% | A single standard impulse of 8/20µ seconds, positive/negative applied once each; A single standard impulse of 8/20µ seconds, 100 pulse, 30 second interval*** |
| Maximum Energy | ±10% | A single standard impulse of 10/1000µs, once*; A single standard impulse of 2ms, once**; A single standard impulse of 10/1000µs, 100pulse, 90 second interval*** |
| High Temperature Life with d.c. Bias | ±10% | 85°C ± 5°C, 1000h, Load: Maximum allowable circuit voltage (d.c.); 125°C ± 5°C, 1000h, Load: Maximum allowable circuit voltage (d.c.)*** |
| Low Temperature Life with d.c. Bias*** | ±10% | -50°C ± 5°C, 1000h, Load: Maximum allowable circuit voltage (d.c.) |
| High Temperature Life with a.c. Bias** | ±10% | 85°C ± 5°C, 1000h, Load: Maximum allowable circuit voltage (Va.c.r.m.s.) |
| High Temperature & High Humidity Life with d.c. Bias | ±10% | 40°C ± 5°C, 95% RH, 500h, Load: Maximum allowable voltage (d.c.) |
| Capacitance* | Typical | 1kHz: Others, 1MHz: Varistor voltage 120V |
| High Temperature Storage Life | ±10% | 125°C ± 5°C, 1000h; 150°C ± 5°C, 1000h*** |
| Low Temperature Storage Life | ±10% | -40°C ± 5°C, 1000h; -50°C ± 5°C, 1000h*** |

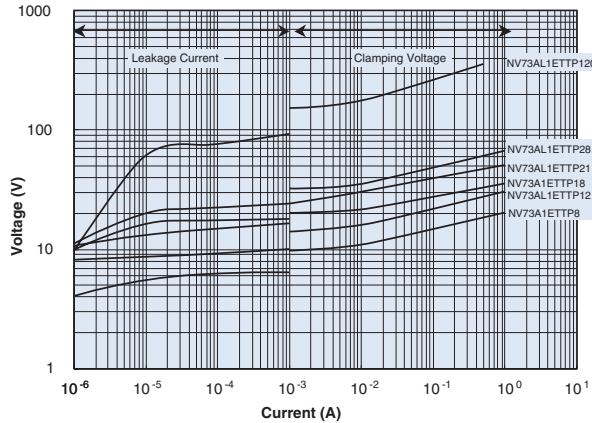
* 1H, 1E ** 1J, 2A, 2B *** 2E, 2J, 2L

For Voltage Current Curves Graphs see Environmental Applications. Additional environmental applications can also be found at www.koaspeer.com
 Specifications given herein may be changed at any time without prior notice. Please confirm technical specifications before you order and/or use. 11/06/18

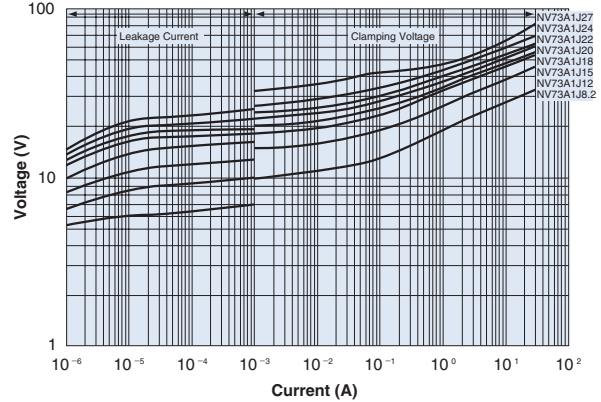
environmental applications (continued)

Voltage-Current Curves (Ta = 25°C)

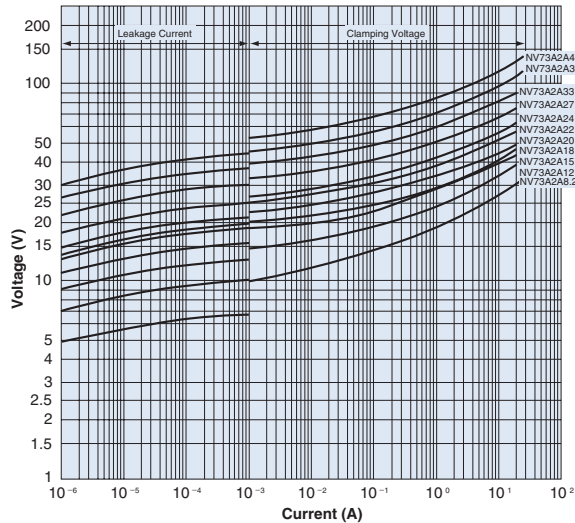
NV73A 1E



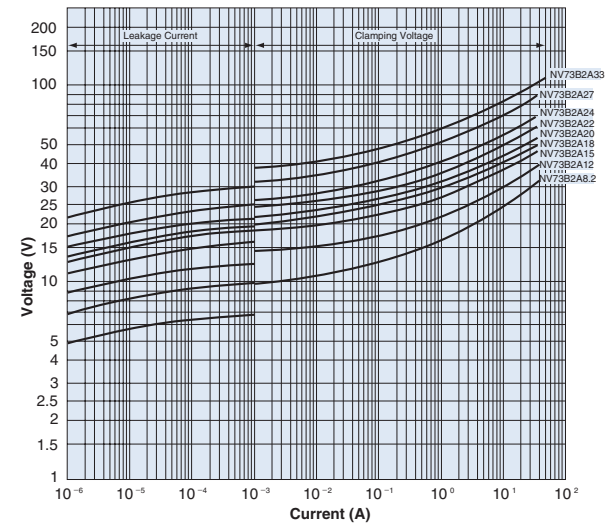
NV73A 1J



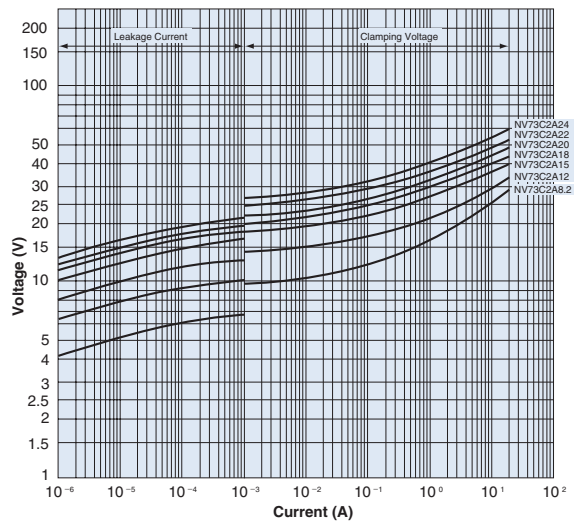
NV73A 2A



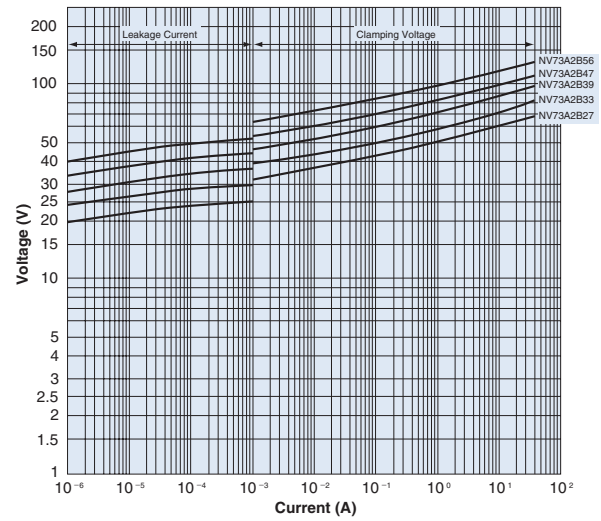
NV73B 2A



NV73C 2A



NV73A 2B



Specifications given herein may be changed at any time without prior notice. Please confirm technical specifications before you order and/or use.

12/08/16