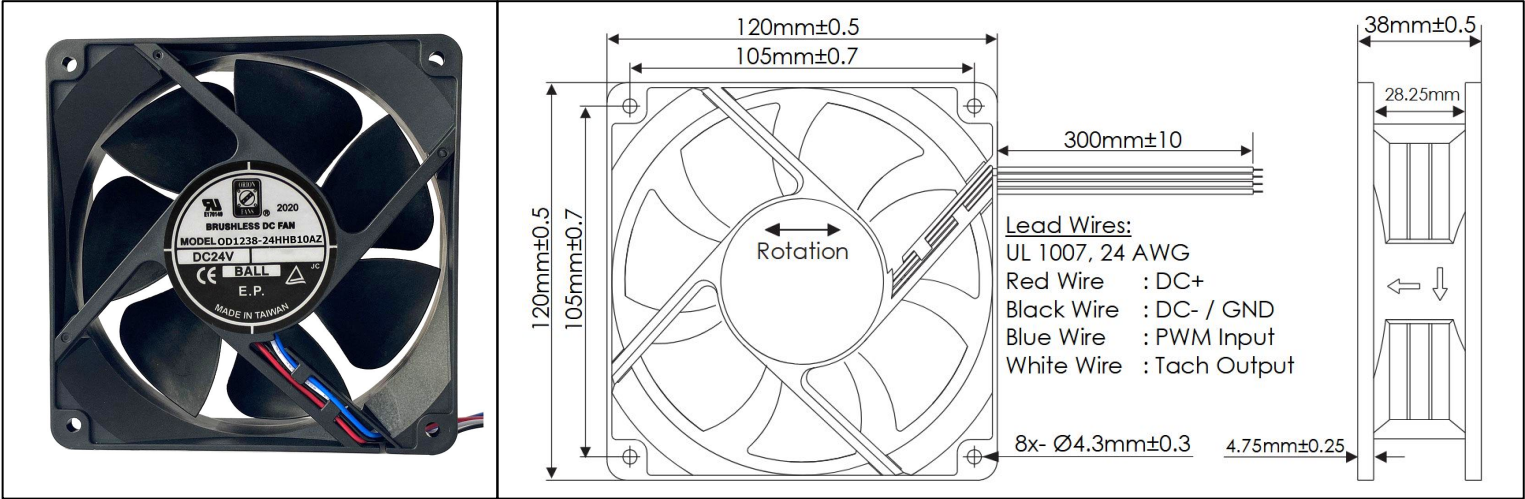


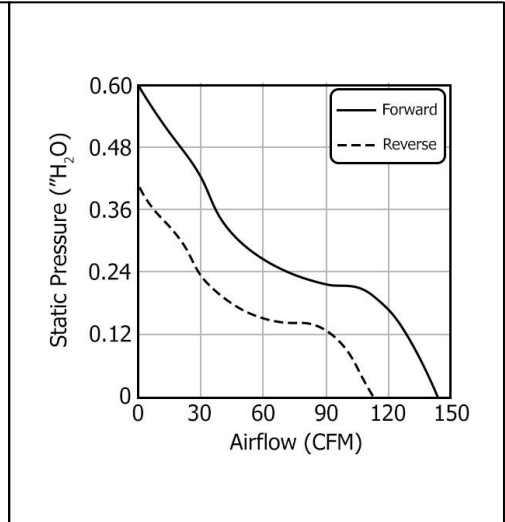
# OD1238 Reversible Flow Series



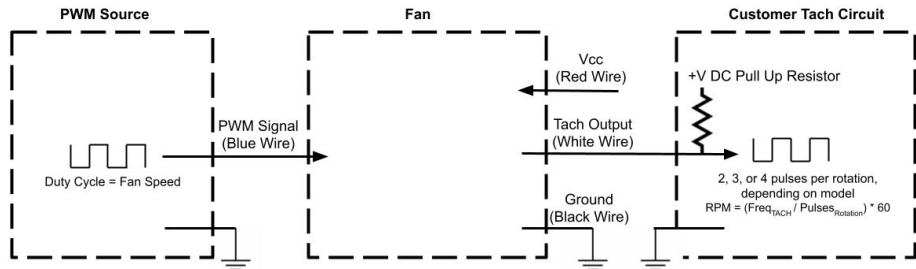
DC Fans - 12, 24, 48V  
120mm x 120mm x 38mm  
(4.7" x 4.7" x 1.5")



Frame	PBT, UL94 V-0 Plastic	<b>Operating Temperature</b> -15°C ~ +65°C  <b>Storage Temperature</b> -25°C ~ +80°C  <b>Life Expectancy</b> 70,000 Hours (L10 at 40°C)  <b>Included Options</b> PWM Speed Control Input Tachometer Output  Weight: 0.69 lbs
Impeller	PBT, UL94 V-0 Plastic	
Connection	4x Lead Wires, 24 AWG	
Motor	Brushless DC, Auto Cutoff, Auto Restart, Polarity Protected, Electronically Protected	
Bearing System	Ball Bearings	
Dielectric Strength	500 VDC/min, <1mA	
Insulation Resistance	≥10M Ohm @ 500 VDC	



Part Number	Rated Voltage (Volts DC)	Input Power (Watts)	Rated Current Forward/Reverse (Amps)	Rated Speed Forward/Reverse (RPM)	Max Airflow Forward/Reverse (CFM)	Noise Level (dBA)	Max. Static Pressure ("H <sub>2</sub> O) Forward / Reverse
OD1238-12HHB10AZ	12	8.2	0.70	3590	146 / 115	50	0.6 / 0.4
OD1238-24HHB10AZ	24	8.2	0.45	3590	146 / 115	50	0.6 / 0.4
OD1238-48HHB10AZ	48	8.2	0.20	3590	146 / 115	50	0.6 / 0.4



Tach Max Pullup Voltage: Fan Model +Vcc  
 Tach Max Current: 5mA  
 Tach Low Voltage: ≤0.5 V  
 Tach Pulses per rotation: 2  
 PWM Input Voltage Max: ≤5V  
 PWM Input Max Sink Current: 5mA  
 PWM Frequency Range: 18KHz-30KHz  
 PWM Typical Frequency: 25KHz  
 RPM will be full speed if PWM input is disconnected.

Air flow Direction	Toward Label (FWD)	Toward Label (FWD)	Toward Label (FWD)	Toward Label (FWD)	Toward Label (FWD)	Reverse	Reverse	Reverse	Reverse	Reverse	
PWM Duty Cycle	0%	10%	20%	30%	40%	46-55%	60%	70%	80%	90%	100%
Speed (RPM) ±10%	3580	3275	2450	1650	875	0	825	1550	2350	3150	3600