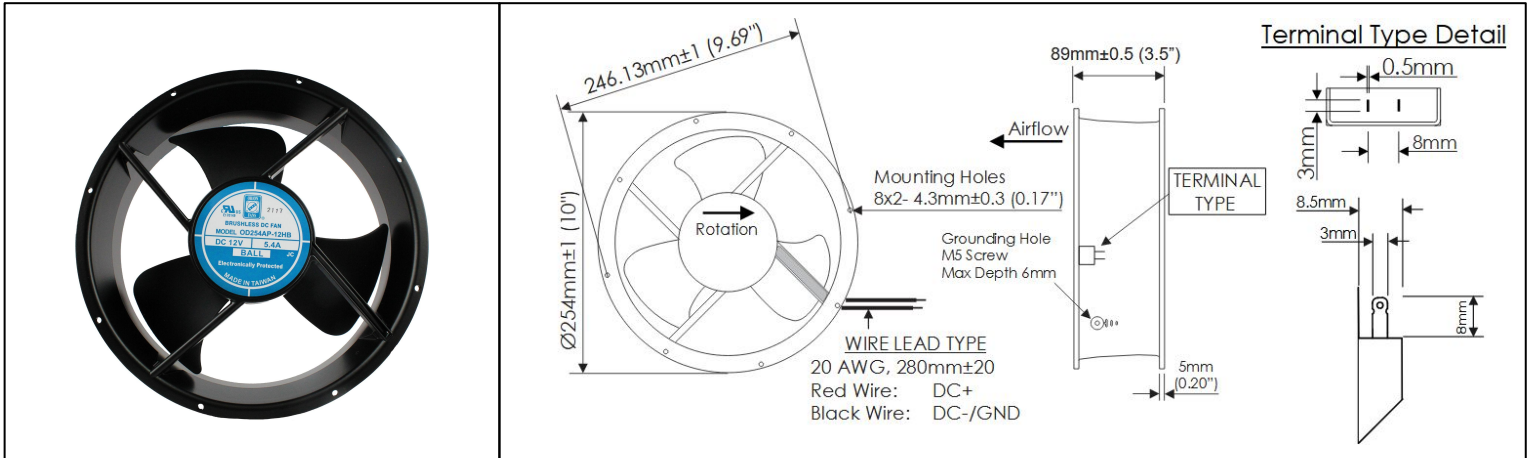


OD254AP Series



DC Fans - 12, 24, 48V
254mm x 89mm (10" x 3.5")



Frame	Die Cast Aluminum, Black Finish	Operating Temperature -20°C ~ +65°C Storage Temperature -20°C ~ +75°C Life Expectancy 90,000 Hours (L10 at 35°C) Available Options Tachometer Output Alarm Output PWM Speed Control Input Thermistor Speed Control IP Ratings Weight: 4.0 lbs.
Impeller	PBT, UL94 V-0 Plastic	
Connection	2x Lead Wires, 20 AWG	
Motor	Brushless DC, Auto Cutoff, Auto Restart, Polarity Protected, Electronically Protected	
Bearing System	Ball Bearings	
Dielectric Strength	500VDC/min, <1mA	
Insulation Resistance	≥10M Ohm @ 500 VDC	

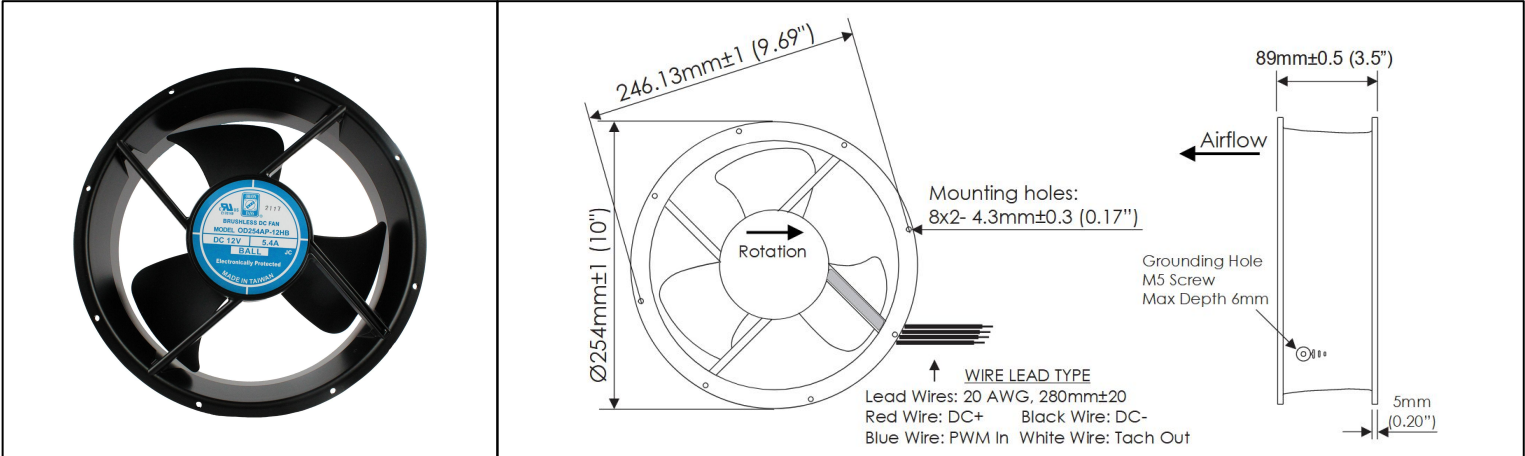
Part Number	Rated Voltage (Volts DC)	Voltage Range (Volts DC)	Input Power (Watts)	Rated Current (Amps)(Max)	Rated Speed (RPM)	Max Airflow (CFM)	Noise Level (dBA)	Max Static Pressure ("H ₂ O)
OD254AP-12H*B	12	9 ~ 13.8	65	5.30 (5.4)	2450	830	62.1	0.79
OD254AP-12M*B	12	9 ~ 13.8	38	1.90 (3.1)	2000	690	47.4	0.58
OD254AP-12L*B	12	9 ~ 13.8	18	1.10 (1.5)	1650	550	39.4	0.37
OD254AP-24H*B	24	16 ~ 26	64	2.6 (2.65)	2450	830	62.1	0.79
OD254AP-24M*B	24	16 ~ 26	36	1.30 (1.5)	2000	690	47.4	0.58
OD254AP-24L*B	24	16 ~ 26	29	0.66 (1.2)	1650	550	39.4	0.37
OD254AP-48H*B	48	24 ~ 52	63	1.25 (1.3)	2450	830	62.1	0.79
OD254AP-48M*B	48	24 ~ 52	48	0.54 (1.0)	2000	690	47.4	0.58
OD254AP-48L*B	48	24 ~ 52	34	0.40 (0.7)	1650	550	39.4	0.37

* Insert letter "T" for Terminal power connection type, leave blank for Wire Lead power connection type

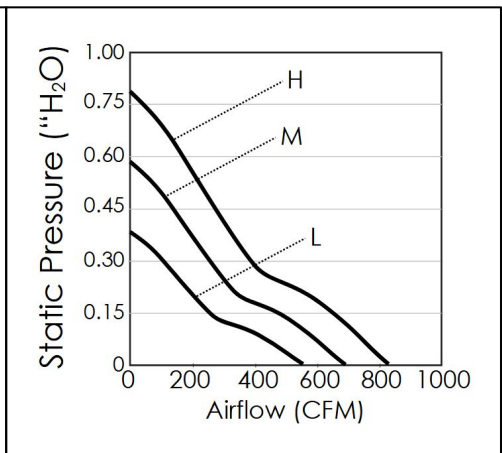
OD254AP Series with PWM and Tach



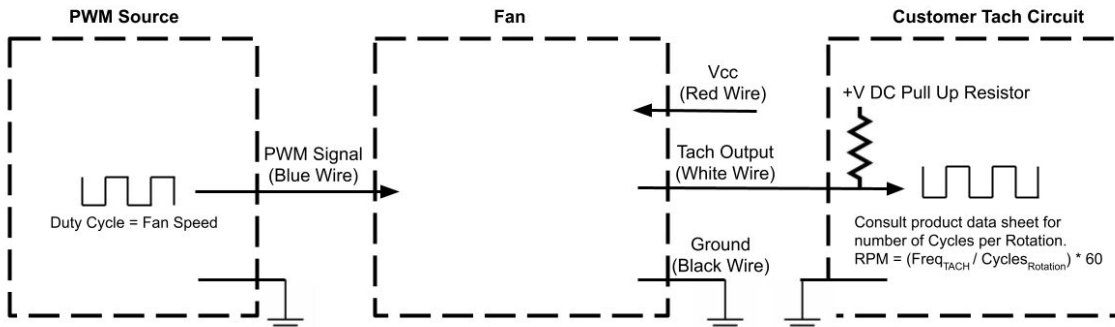
DC Fans - 12, 24, 48V
254mm x 89mm (10" x 3.5")



Frame	Die Cast Aluminum, Black Finish	Operating Temperature -20°C ~ +65°C Storage Temperature -20°C ~ +75°C Life Expectancy 90,000 Hours (L10 at 35°C)
Impeller	PBT, UL94 V-0 Plastic	
Connection	4x Lead Wires, 20 AWG	Installed Options PWM Speed Control Input Open Collector Tach Output
Motor	Brushless DC, Auto Cutoff, Auto Restart, Polarity Protected, Electronically Protected	
Bearing System	Ball Bearings	Available Options 5V TTL Tach Output Weight: 4.0 lbs
Dielectric Strength	500VDC/min, <1mA	
Insulation Resistance	≥10M Ohm @ 500 VDC	



Part Number	Rated Voltage (Volts DC)	Voltage Range (Volts DC)	Input Power (Watts)	Rated Current (Amps)(Max)	Rated Speed (RPM)	Max Airflow (CFM)	Noise Level (dBA)	Max Static Pressure ("H ₂ O)
OD254AP-12HB10A	12	9 ~ 13.8	65	5.30 (5.4)	2450	830	62.1	0.79
OD254AP-12MB10A	12	9 ~ 13.8	38	1.90 (3.1)	2000	690	47.4	0.58
OD254AP-12LB10A	12	9 ~ 13.8	18	1.10 (1.5)	1650	550	39.4	0.37
OD254AP-24HB10A	24	16 ~ 26	64	2.6 (2.65)	2450	830	62.1	0.79
OD254AP-24MB10A	24	16 ~ 26	36	1.30 (1.5)	2000	690	47.4	0.58
OD254AP-24LB10A	24	16 ~ 26	29	0.66 (1.2)	1650	550	39.4	0.37
OD254AP-48HB10A	48	24 ~ 52	63	1.25 (1.3)	2450	830	62.1	0.79
OD254AP-48MB10A	48	24 ~ 52	48	0.54 (1.0)	2000	690	47.4	0.58
OD254AP-48LB10A	48	24 ~ 52	34	0.40 (0.7)	1650	550	39.4	0.37



- Tach Max Pullup Voltage: Fan Vcc
- Tach Max Sink Current: 8mA
- Tach Cycles per Rotation: 2
- PWM Max High Voltage: 5V
- PWM Max Sink Current: 5mA
- PWM Frequency Range: 1KHz-40KHz
- PWM Typical Frequency: 25KHz
- RPM at 0% Duty Cycle: 0 RPM
- RPM will be full speed if PWM input is disconnected.