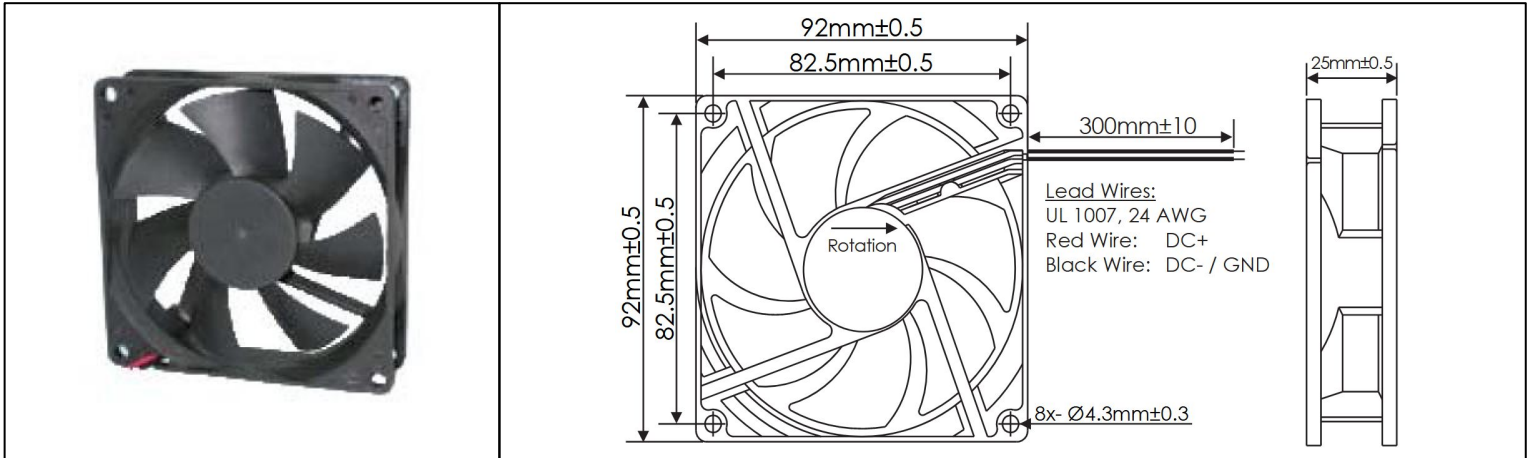


OD9225 Series



DC Fans - 12, 24, 48V
92mm x 25mm (3.6" x 1.0")



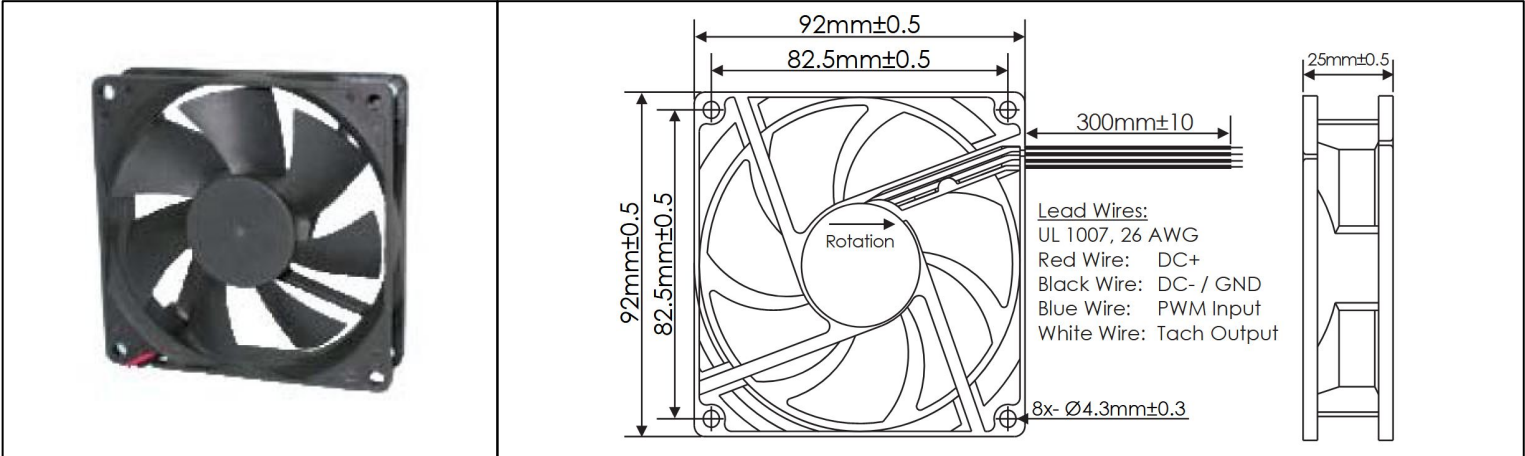
Frame	PBT, UL94 V-0 Plastic	Operating Temperature -20°C ~ +65°C Storage Temperature -20°C ~ +75°C Life Expectancy 70,000 Hours (L10 at 40°C) Available Options PWM Speed Control Input Tachometer Output Alarm Output 5V Models IP Ratings Weight: 0.18 lbs	
Impeller	PBT, UL94 V-0 Plastic		
Connection	2x Lead Wires, 24 AWG		
Motor	Brushless DC, Auto Cutoff, Auto Restart, Polarity Protected, Electronically Protected		
Bearing System	Ball Bearings		
Dielectric Strength	500VDC/min, <1mA		
Insulation Resistance	≥10M Ohm @ 500 VDC		

Part Number	Rated Voltage (Volts DC)	Voltage Range (Volts DC)	Input Power (Watts)	Rated Current (Amps)	Rated Speed (RPM)	Max Airflow (CFM)	Noise Level (dBA)	Max Static Pressure ("H ₂ O)
OD9225-12HHB	12	8 ~ 13.8	3.5	0.29	3575	65.7	43	0.27
OD9225-12HB	12	8 ~ 13.8	3.5	0.29	3325	60.2	38	0.25
OD9225-12MB	12	8 ~ 13.8	3.5	0.29	2900	49.8	35	0.24
OD9225-12LB	12	8 ~ 13.8	2.4	0.20	2475	35.3	30	0.18
OD9225-12LLB	12	8 ~ 13.8	1.4	0.12	1850	25.1	23	0.12
OD9225-24HHB	24	15 ~ 26.4	4.3	0.18	3575	65.7	43	0.27
OD9225-24HB	24	15 ~ 26.4	4.3	0.18	3325	60.2	38	0.25
OD9225-24MB	24	15 ~ 26.4	4.3	0.18	2900	49.8	35	0.24
OD9225-24LB	24	15 ~ 26.4	2.9	0.12	2475	35.3	30	0.18
OD9225-48HHB	48	28 ~ 52.8	4.3	0.09	3575	65.7	43	0.27
OD9225-48HB	48	28 ~ 52.8	4.3	0.09	3325	60.2	38	0.25

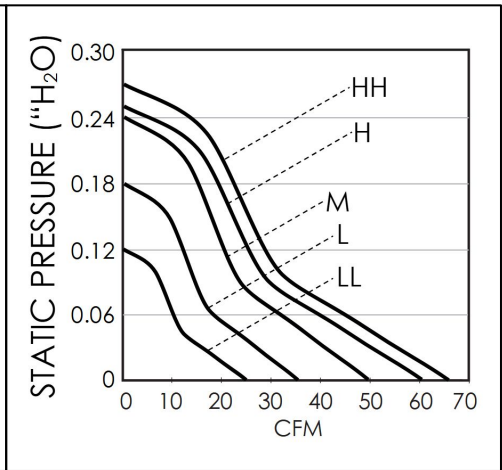
OD9225 Series with PWM and Tach



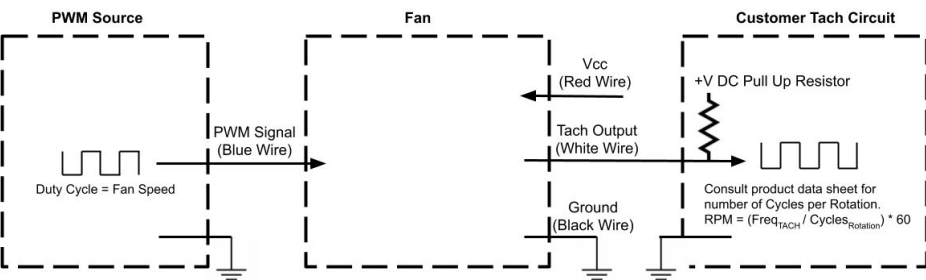
DC Fans - 12, 24, 48V
92mm x 25mm (3.6" x 1.0")



Frame	PBT, UL94 V-0 Plastic	Operating Temperature -20°C ~ +65°C Storage Temperature -20°C ~ +75°C Life Expectancy 70,000 Hours (L10 at 40°C)
Impeller	PBT, UL94 V-0 Plastic	
Connection	4x Lead Wires, 26 AWG	Installed Options PWM Speed Control Input Open Collector Tach Output Available Options 5V TTL Tach Output IP Ratings Weight: 0.18 lbs
Motor	Brushless DC, Auto Cutoff, Auto Restart, Polarity Protected, Electronically Protected	
Bearing System	Ball Bearings	
Dielectric Strength	500VDC/min, <1mA	
Insulation Resistance	≥10M Ohm @ 500 VDC	



Part Number	Rated Voltage (Volts DC)	Voltage Range (Volts DC)	Input Power (Watts)	Rated Current (Amps)	Rated Speed (RPM)	Max Airflow (CFM)	Noise Level (dBA)	Max Static Pressure (\"H ₂ O)
OD9225-12HHB10A	12	8 ~ 13.8	3.5	0.29	3575	65.7	43	0.27
OD9225-12HB10A	12	8 ~ 13.8	3.5	0.29	3325	60.2	38	0.25
OD9225-12MB10A	12	8 ~ 13.8	3.5	0.29	2900	49.8	35	0.24
OD9225-12LB10A	12	8 ~ 13.8	2.4	0.20	2475	35.3	30	0.18
OD9225-12LLB10A	12	8 ~ 13.8	1.4	0.12	1850	25.1	23	0.12
OD9225-24HHB10A	24	15 ~ 26.4	4.3	0.18	3575	65.7	43	0.27
OD9225-24HB10A	24	15 ~ 26.4	4.3	0.18	3325	60.2	38	0.25
OD9225-24MB10A	24	15 ~ 26.4	4.3	0.18	2900	49.8	35	0.24
OD9225-24LB10A	24	15 ~ 26.4	2.9	0.12	2475	35.3	30	0.18
OD9225-48HHB10A	48	28 ~ 52.8	4.3	0.09	3575	65.7	43	0.27
OD9225-48HB10A	48	28 ~ 52.8	4.3	0.09	3325	60.2	38	0.25

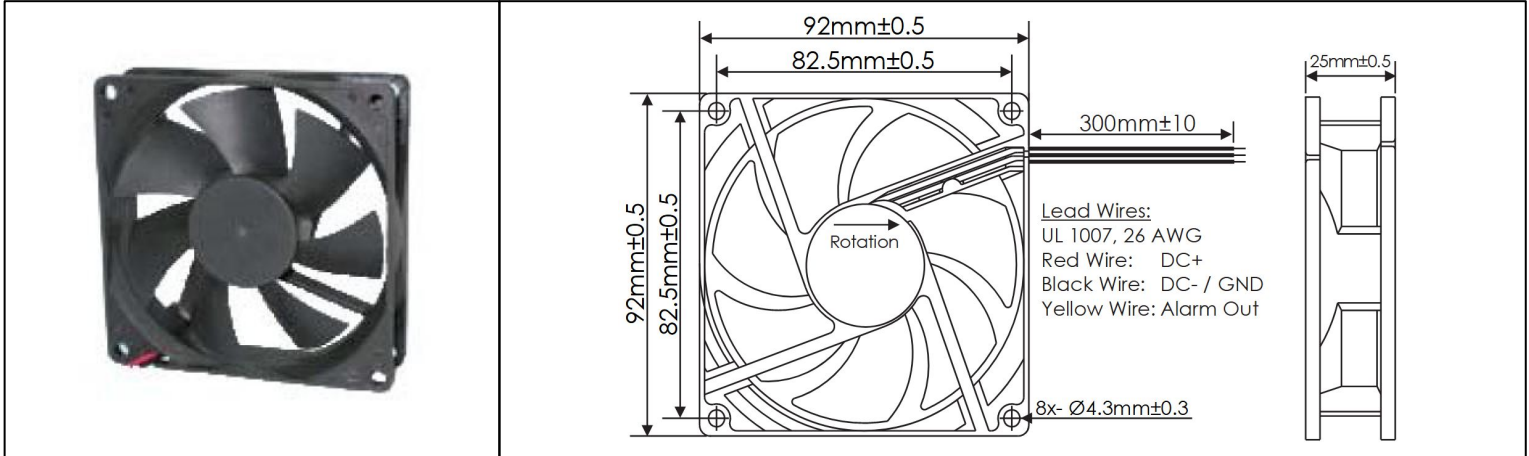


PWM Max High Voltage: 5.5V
PWM Max Sink Current: 5mA
PWM Frequency Range: 1KHz-100KHz
PWM Typical Frequency: 25KHz
RPM at 0% Duty Cycle: 0 RPM
 RPM will be full speed if PWM input is disconnected.
 RPM will be 0 if PWM input is 0V or grounded.
Tach Max Pullup Voltage: Fan Vcc
Tach Max Sink Current: 5mA
Tach Cycles per Rotation: 2

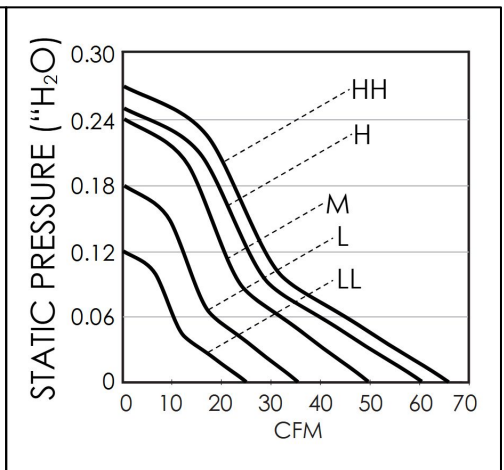
OD9225 Series with Alarm



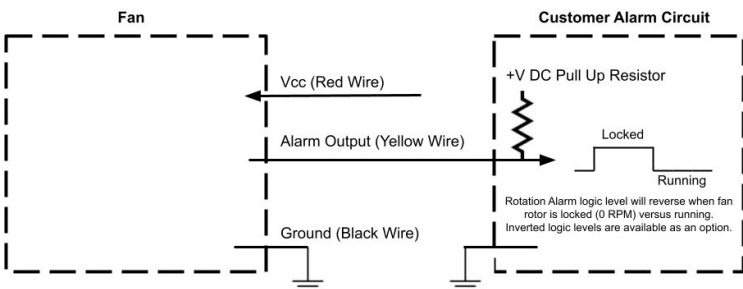
DC Fans - 12, 24, 48V
92mm x 25mm (3.6" x 1.0")



Frame	PBT, UL94 V-0 Plastic	Operating Temperature -20°C ~ +65°C Storage Temperature -20°C ~ +75°C Life Expectancy 70,000 Hours (L10 at 40°C)
Impeller	PBT, UL94 V-0 Plastic	
Connection	3x Lead Wires, 26 AWG	Installed Options Open Collector Alarm Output Available Options 5V TTL Alarm Output Inverted Alarm Type IP Ratings
Motor	Brushless DC, Auto Cutoff, Auto Restart, Polarity Protected, Electronically Protected	
Bearing System	Ball Bearings	Weight: 0.18 lbs
Dielectric Strength	500VDC/min, <1mA	
Insulation Resistance	≥10M Ohm @ 500 VDC	



Part Number	Rated Voltage (Volts DC)	Voltage Range (Volts DC)	Input Power (Watts)	Rated Current (Amps)	Rated Speed (RPM)	Max Airflow (CFM)	Noise Level (dBA)	Max Static Pressure (\"H ₂ O)
OD9225-12HHB02A	12	8 ~ 13.8	3.5	0.29	3575	65.7	43	0.27
OD9225-12HB02A	12	8 ~ 13.8	3.5	0.29	3325	60.2	38	0.25
OD9225-12MB02A	12	8 ~ 13.8	3.5	0.29	2900	49.8	35	0.24
OD9225-12LB02A	12	8 ~ 13.8	2.4	0.20	2475	35.3	30	0.18
OD9225-12LLB02A	12	8 ~ 13.8	1.4	0.12	1850	25.1	23	0.12
OD9225-24HHB02A	24	15 ~ 26.4	4.3	0.18	3575	65.7	43	0.27
OD9225-24HB02A	24	15 ~ 26.4	4.3	0.18	3325	60.2	38	0.25
OD9225-24MB02A	24	15 ~ 26.4	4.3	0.18	2900	49.8	35	0.24
OD9225-24LB02A	24	15 ~ 26.4	2.9	0.12	2475	35.3	30	0.18
OD9225-48HHB02A	48	28 ~ 52.8	4.3	0.09	3575	65.7	43	0.27
OD9225-48HB02A	48	28 ~ 52.8	4.3	0.09	3325	60.2	38	0.25



Alarm Max Pullup Voltage: Fan Vcc
 Alarm Max Sink Current: 5mA
 Alarm Active State: HIGH