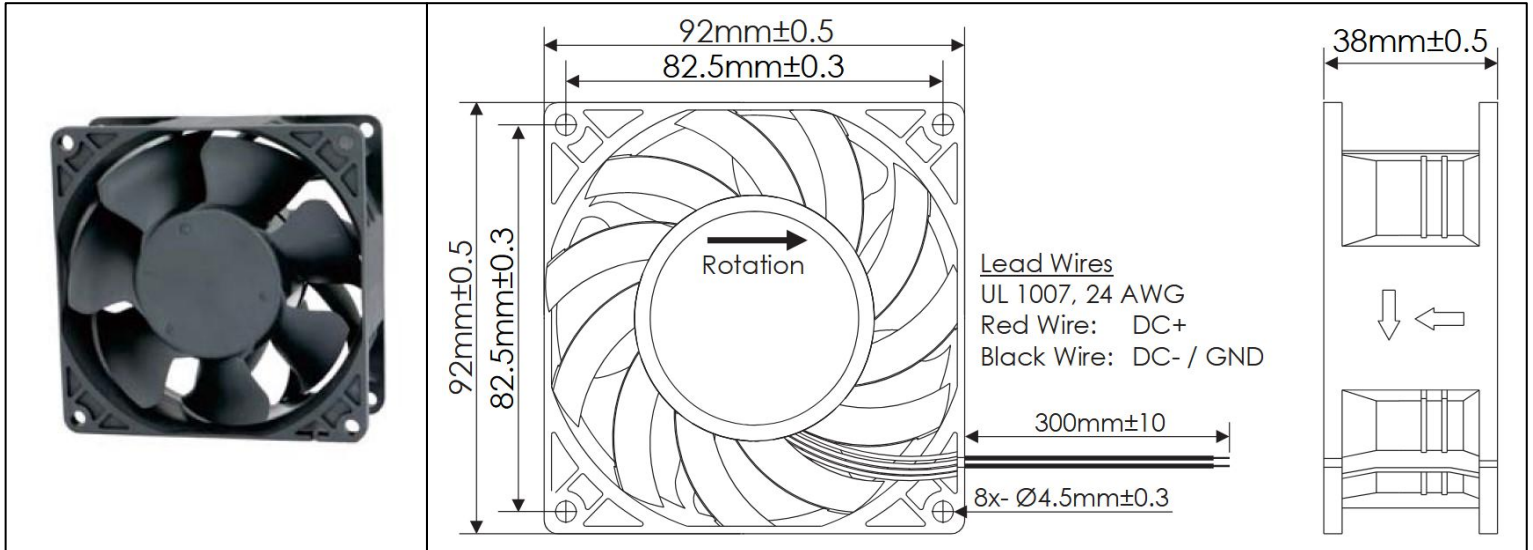


# OD9238 VXE Series



DC Fans - 12, 24, 48V  
92mm x 38mm (3.6" x 1.5")



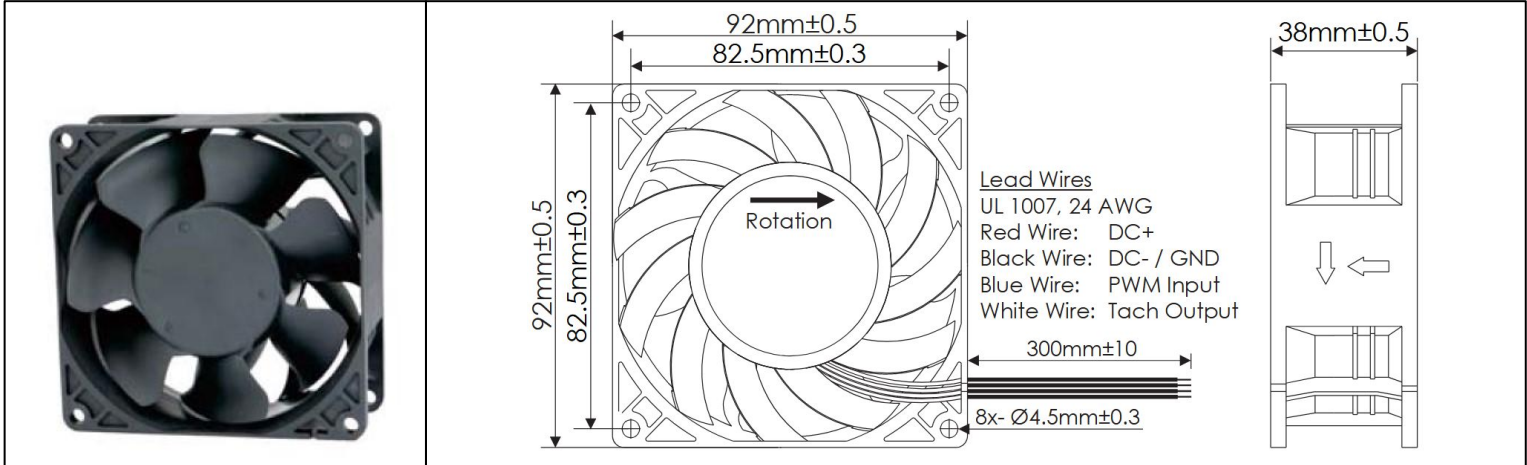
Frame	PBT, UL94 V-0 Plastic	<b>Operating Temperature</b> -20°C ~ +65°C  <b>Storage Temperature</b> -20°C ~ +75°C  <b>Life Expectancy</b> 70,000 Hours (L10 at 40°C)  <b>Available Options</b> PWM Speed Control Input Tachometer Output Alarm Output IP Ratings  Weight: 0.44 lbs.	
Impeller	PBT, UL94 V-0 Plastic		
Connection	2x Wire Leads, 24 AWG		
Motor	Brushless DC, Auto Cutoff, Auto Restart, Electronically Protected, Polarity Protected		
Bearing System	Ball Bearings		
Dielectric Strength	500VDC/min, <1mA		
Insulation Resistance	≥10M Ohm @ 500 VDC		

Part Number	Rated Voltage (Volts DC)	Voltage Range (Volts DC)	Input Power (Watts)	Rated Current (Amps)	Rated Speed (RPM)	Max Airflow (CFM)	Noise Level (dBA)	Max Static Pressure (\"H <sub>2</sub> O)
OD9238-12HHBVXE	12	8 ~ 13.8	42.1	3.50	7950	167.5	72.3	1.9
OD9238-12HBVXE	12	8 ~ 13.8	36.0	3.00	7000	147.2	67.1	1.4
OD9238-12MBVXE	12	8 ~ 13.8	24.2	2.00	5975	124.8	64.1	1.1
OD9238-24HHBVXE	24	15 ~ 26	40.1	1.65	7950	167.5	72.3	1.9
OD9238-24HBVXE	24	15 ~ 26	28.0	1.10	7000	147.2	67.1	1.4
OD9238-24MBVXE	24	15 ~ 26	22.4	0.90	5975	124.8	64.1	1.1
OD9238-48HHBVXE	48	28 ~ 52	44.3	0.90	7950	167.5	72.3	1.9
OD9238-48HBVXE	48	28 ~ 52	30.0	0.60	7000	147.2	67.1	1.4
OD9238-48MBVXE	48	28 ~ 52	21.4	0.40	5975	124.8	64.1	1.1

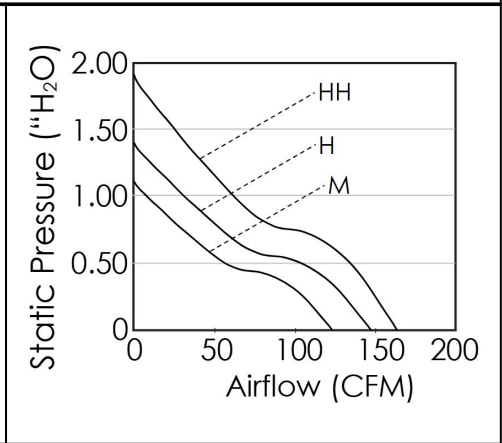
# OD9238 VXE Series with PWM and Tach



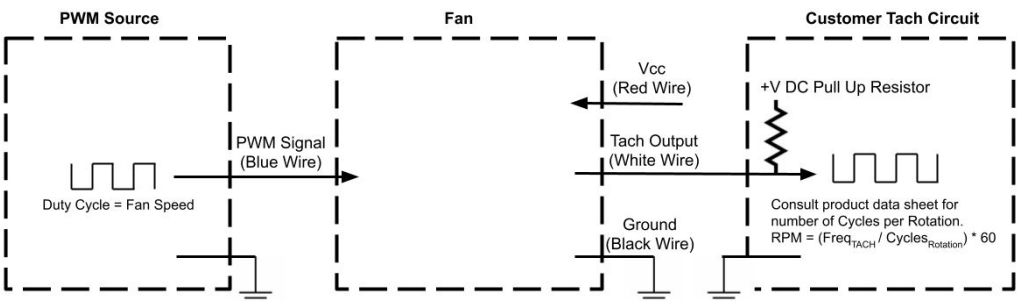
DC Fans - 12, 24, 48V  
92mm x 38mm (3.6" x 1.5")



Frame	PBT, UL94 V-0 Plastic	Operating Temperature -20°C ~ +65°C
Impeller	PBT, UL94 V-0 Plastic	
Connection	4x Wire Leads, 24 AWG	Storage Temperature -20°C ~ +75°C
Motor	Brushless DC, Auto Cutoff, Auto Restart, Electronically Protected, Polarity Protected	
Bearing System	Ball Bearings	Life Expectancy 70,000 Hours (L10 at 40°C)
Dielectric Strength	500VDC/min, <1mA	
Insulation Resistance	≥10M Ohm @ 500 VDC	Installed Options PWM Speed Control Input Open Collector Tach Output



Part Number	Rated Voltage (Volts DC)	Voltage Range (Volts DC)	Input Power (Watts)	Rated Current (Amps)	Rated Speed (RPM)	Max Airflow (CFM)	Noise Level (dBA)	Max Static Pressure ("H <sub>2</sub> O)
OD9238-12HHBVXE10A	12	8 ~ 13.8	42.1	3.50	7950	167.5	72.3	1.9
OD9238-12HBVXE10A	12	8 ~ 13.8	36.0	3.00	7000	147.2	67.1	1.4
OD9238-12MBVXE10A	12	8 ~ 13.8	24.2	2.00	5975	124.8	64.1	1.1
OD9238-24HHBVXE10A	24	15 ~ 26	40.1	1.65	7950	167.5	72.3	1.9
OD9238-24HBVXE10A	24	15 ~ 26	28.0	1.10	7000	147.2	67.1	1.4
OD9238-24MBVXE10A	24	15 ~ 26	22.4	0.90	5975	124.8	64.1	1.1
OD9238-48HHBVXE10A	48	28 ~ 52	44.3	0.90	7950	167.5	72.3	1.9
OD9238-48HBVXE10A	48	28 ~ 52	30.0	0.60	7000	147.2	67.1	1.4
OD9238-48MBVXE10A	48	28 ~ 52	21.4	0.40	5975	124.8	64.1	1.1



- Tach Max Pullup Voltage: Fan Vcc
- Tach Max Sink Current: 5mA
- Tach Cycles per Rotation: 2
- PWM Max High Voltage: 5V
- PWM Max Sink Current: 5mA
- PWM Frequency Range: 1KHz-100KHz
- PWM Typical Frequency: 25KHz
- PWM Startup Duty Cycle: 25%
- RPM at 0% Duty Cycle: 0 RPM
- RPM will be full speed if PWM input is disconnected.