


OLS5 SERIES

OPTICAL LIQUID LEVEL SENSOR - INTERNAL M10 MOUNT



The OLS5 series is a liquid level sensor for single point liquid level detection.

The sensor has an infra-red emitter and detector aligned within an accurately shaped cone to give good optical coupling when the sensor is in air. This coupling is greatly reduced, when the sensor is immersed in liquid, as the infra-red light escapes through the liquid rather than being reflected back to the detector.

The sensor has a transistor output, so can be configured by the user for particular applications.

Output is via TTL compatible push pull output.

Features

- Low cost sensors for general liquid sensing
- High reliability optical sensing
- Internal mount via M10x1 thread
- Standard temperature range -25°C to +80°C
Extended temperature range -40°C to +125°C
- High and Low output versions
- Resistant to false triggering caused by foaming

SPECIFICATIONS

Technical

| | |
|-------------------------------------|-----------------------------|
| Mounting Style | Internal |
| Mounting Thread | M10x1 |
| Body Material | Polysulfone UDEL 1700 |
| Temperature Range | -25 to +80°C/-40° to +125°C |
| Maximum Pressure | 20 bar |
| Tightening Torque for Fixing | 1.5Nm/13.26lbs in |
| Cable Length - Standard | 25cm |
| Wire Size | 24AWG |
| Cable Conductor Material | Tinned copper |
| Wire Sheath Material | PTFE |
| Wire Temperature Rating | 125°C |
| Sealing Gasket & Nut | Not supplied |

Electrical

| | | |
|--|------------|---|
| Supply Voltage (Vs) | Vdc | 4.5 to 15.4 |
| Supply Current Max (Is) | mA | 2.5 (Vs = 15.4Vdc) |
| Output Type | | Voltage High or Low |
| Output Voltage (Vout) @ Iout =100mA | | Output High Vout = Vs-1V max Output Low Vout = 0.5Vmax |
| Output Sink & Source Current Iout | | 100mA max |
| Sensor Connections | | Red= supply + ve, Blue= common(OV), Green= Output (see wiring diagrams overleaf) |

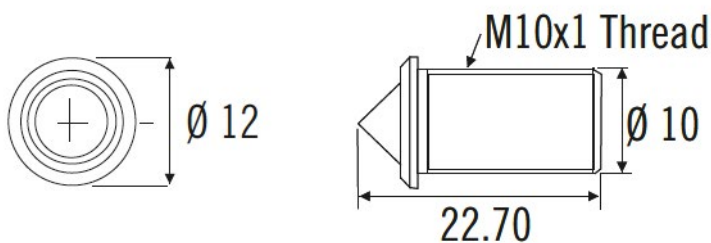
STANDARD PARTS

| | Mount | Temp Range °C | Supply Volts V | Output |
|------------------|-------|---------------|----------------|-------------|
| OLS500D3 | M10x1 | -25 to +80 | 5 to 15dc | High in air |
| OLS500D3L | M10x1 | -25 to +80 | 5 to 15dc | Low in air |
| OLS510D3 | M10x1 | -40 to +125 | 5 to 15dc | High in air |
| OLS510D3L | M10x1 | -40 to +125 | 5 to 15dc | Low in air |

Custom versions can be made for particular applications. Please contact Sensata with your requirements.

DIMENSIONS

All dimensions are in millimeters.



INSTALLATION

The sensor can be mounted in either the side or the bottom of a tank. It must not be mounted in the top of a tank with the cone downwards.

This sensor requires a hole of 10mm minimum or an M10x1 thread socket connection. The hole should be in a flat surface and be free of burrs.

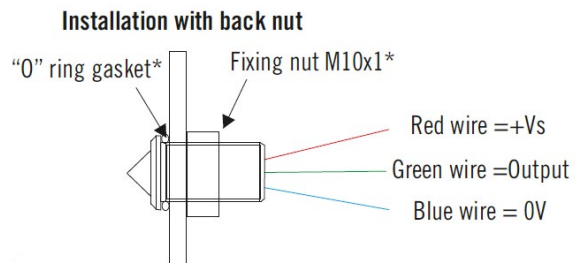
The sensor with suitable gasket should be inserted into the hole and a fixing nut fitted on the M10 thread on the outside of the tank. Alternatively the sensor can be screwed into a M10x1 socket. The sensor should not be overtightened.

Cleaning

Proper fluids should be selected based on the type of contamination to be removed. It is recommended that freon or alcohol based solvents are used. DO NOT USE chlorinated solvents such as trichloroethylene as these are likely to attack the sensor housing material.

Liquid Media Compatibility

Check that the fluid in which you wish to use the sensor is compatible with Polysulfone.



*Note. M10 nut and 'O' ring not supplied

