


# Slotted Optical Switch

OPB820S, OPB821Z, OPB821S\_Z



## Features:

- Non-contact switching
- Four standard aperture sizes for high resolution
- Low profile
- 0.080" (2.03 mm) wide, 0.250" (8.89 mm) deep slot
- Choice of PCBoard or wire mountings



## Description:

Each OPB820S and OPB821Z device consists of an infrared emitting diode (LED, 890 nm center wavelength) and a NPN silicon phototransistor mounted in a low-cost black plastic housing on opposite sides of an 0.080" (2.03 mm) wide slot. Each device in this series has a 0.040" (1.02 mm) wide aperture located in front of the infrared diode. Phototransistor switching occurs when an opaque object passes through the slot.

Devices are offered with 0.275" (6.96 mm) lead spacing for PCBoard mounting (OPB820S) or 24" (609 mm) 26 AWG wire leads (OPB821Z).

## Applications:

- Non-contact object sensing
- Assembly line automation
- Machine automation
- Equipment safety
- Machine safety

Ordering Information					
Part Number	LED Peak Wavelength	Sensor	Slot Width / Depth	Aperture Emitter/Sensor	Lead Length / Spacing
<b>OPB820</b> <b>Obsolete</b>	890 nm	Transistor	0.080" / 0.255"	0.04" / 0.04"	0.425" / 0.275"
OPB820S10				0.04" / 0.01"	
OPB820S5				0.04" / 0.005"	
OPB820S3				0.04" / 0.003"	
OPB821Z				0.040" / 0.040"	24"/26 AWG Wire
OPB821S10Z				0.040" / 0.010"	
OPB821S5Z				0.040" / 0.005"	
OPB821S3Z				0.040" / 0.003"	

### General Note

TT Electronics reserves the right to make changes in product specification without notice or liability. All information is subject to TT Electronics' own data and is considered accurate at time of going to print.

TT Electronics | OPTEK Technology  
2900 E. Plano Pkwy, Plano, TX 75074 | Ph: +1 972 323 2200  
www.ttelectronics.com | sensors@ttelectronics.com

# Slotted Optical Switch

OPB820S, OPB821Z, OPB821S\_Z



## Electrical Specifications

**Absolute Maximum Ratings** ( $T_A = 25^\circ\text{C}$  unless otherwise noted)

Storage and Operating Temperature	-40° C to +85° C
Lead Soldering Temperature (1/16 inch [1.6 mm] from case for 5 seconds with soldering iron) <sup>(1)</sup>	260° C

### Input Diode

Continuous Forward Current	50 mA
Peak Forward Current (1 $\mu\text{s}$ pulse width, 300 pps)	1 A
Reverse Voltage	2 V
Power Dissipation <sup>(2)</sup>	100 mW

### Output Phototransistor

Collector-Emitter Voltage	30 V
Emitter-Collector Voltage	5 V
Power Dissipation <sup>(2)</sup>	100 mW

Notes:

- (1) RMA flux is recommended. Duration can be extended to 10 seconds maximum when flow soldering.
- (2) For OPB820S, derate linearly 1.67 mW/° C above 25° C. For OPB821Z, derate linearly 1.82 mW/° C above 25° C.
- (3) Methanol or isopropanol are recommended as cleaning agents. Plastic housing is soluble in chlorinated hydrocarbons and ketones.
- (4) All parameters were tested using pulse technique.

**Electrical Characteristics** ( $T_A = 25^\circ\text{C}$  unless otherwise noted)

SYMBOL	PARAMETER	MIN	TYP	MAX	UNITS	TEST CONDITIONS
--------	-----------	-----	-----	-----	-------	-----------------

**Input Diode** (See OP245 for additional information)

$V_F$	Forward Voltage	-	-	1.7	V	$I_F = 20\text{ mA}$
$I_R$	Reverse Current	-	-	100	$\mu\text{A}$	$V_R = 2\text{ V}$

**Output Phototransistor** (See OP555 for additional information)

$V_{(BR)CEO}$	Collector-Emitter Breakdown Voltage	30	-	-	V	$I_C = 100\text{ mA}$
$V_{(BR)ECO}$	Emitter-Collector Breakdown Voltage	5	-	-	V	$I_E = 100\text{ }\mu\text{A}$
$I_{CEO}$	Collector-Emitter Dark Current	-	-	100	nA	$V_{CE} = 10\text{ V}, I_F = 0, I_E = 0$

### Coupled

$V_{CE(SAT)}$	Collector-Emitter Saturation Voltage					
	OPB821Z	-	-	0.4	V	$I_C = 250\text{ }\mu\text{A}, I_F = 20\text{ mA}$
	OPB820S3, OPB821S3Z	-	-	0.4	V	$I_C = 40\text{ }\mu\text{A}, I_F = 20\text{ mA}$
	OPB820S5, OPB821S5Z	-	-	0.4	V	$I_C = 150\text{ }\mu\text{A}, I_F = 20\text{ mA}$
$I_{C(ON)}$	On-State Collector Current					
	OPB821Z	500	-	-	$\mu\text{A}$	$V_{CE} = 5\text{ V}, I_F = 20\text{ mA}$
	OPB820S3, OPB821S3Z	60	-	-	$\mu\text{A}$	$V_{CE} = 5\text{ V}, I_F = 20\text{ mA}$
	OPB820S5, OPB821S5Z	300	-	-	$\mu\text{A}$	$V_{CE} = 5\text{ V}, I_F = 20\text{ mA}$
	OPB820S10, OPB821S10Z	400	-	-	$\mu\text{A}$	$V_{CE} = 5\text{ V}, I_F = 20\text{ mA}$

General Note

TT Electronics reserves the right to make changes in product specification without notice or liability. All information is subject to TT Electronics' own data and is considered accurate at time of going to print.

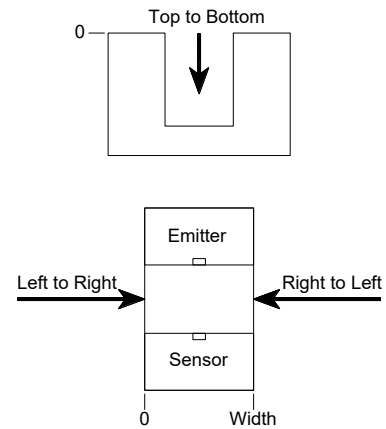
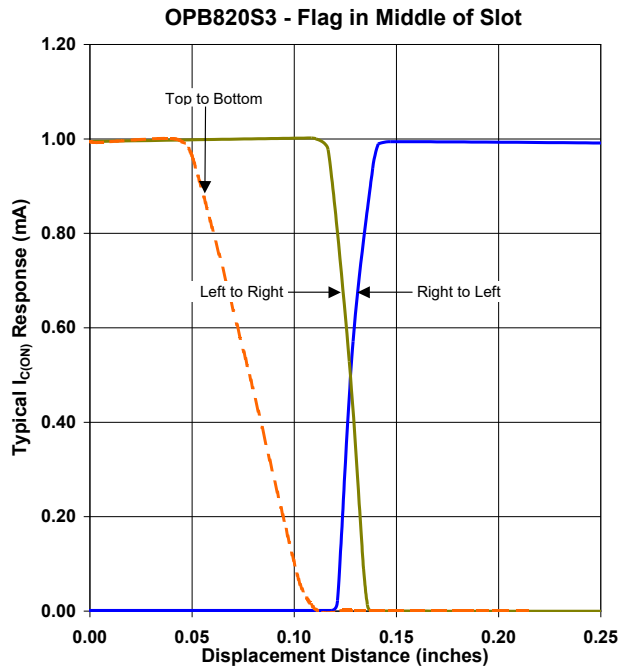
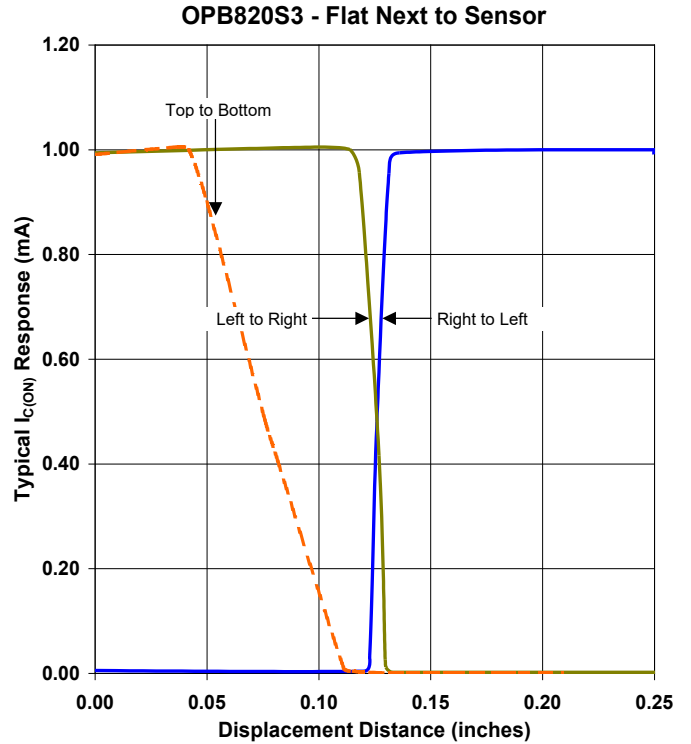
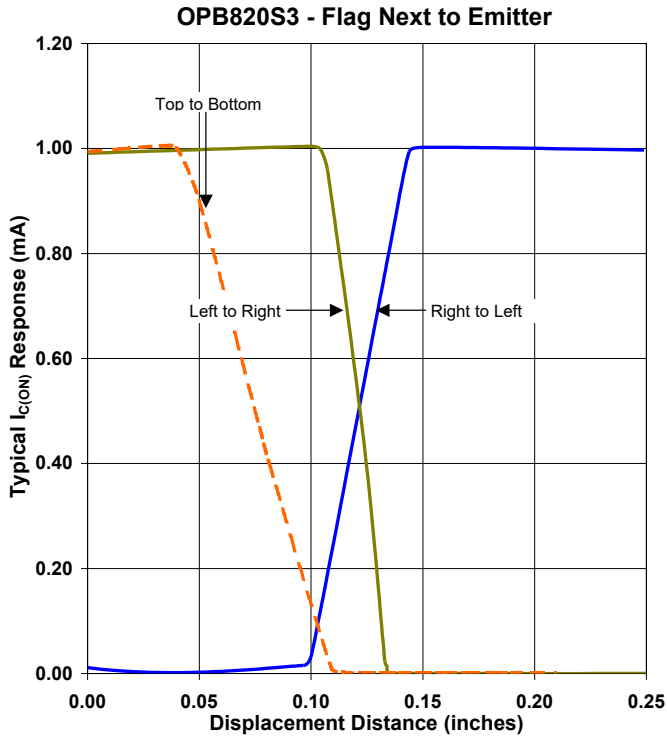
TT Electronics | OPTEK Technology  
2900 E. Plano Pkwy, Plano, TX 75074 | Ph: +1 972 323 2200  
www.ttelectronics.com | sensors@ttelectronics.com

# Slotted Optical Switch

OPB820S, OPB821Z, OPB821S\_Z



## Performance



**General Note**

TT Electronics reserves the right to make changes in product specification without notice or liability. All information is subject to TT Electronics' own data and is considered accurate at time of going to print.

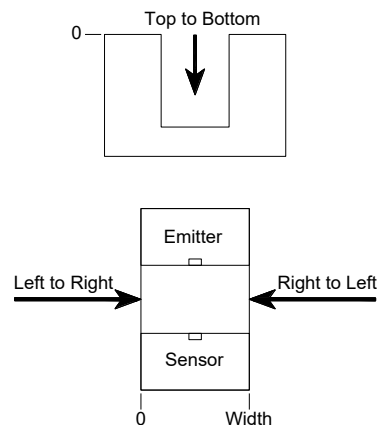
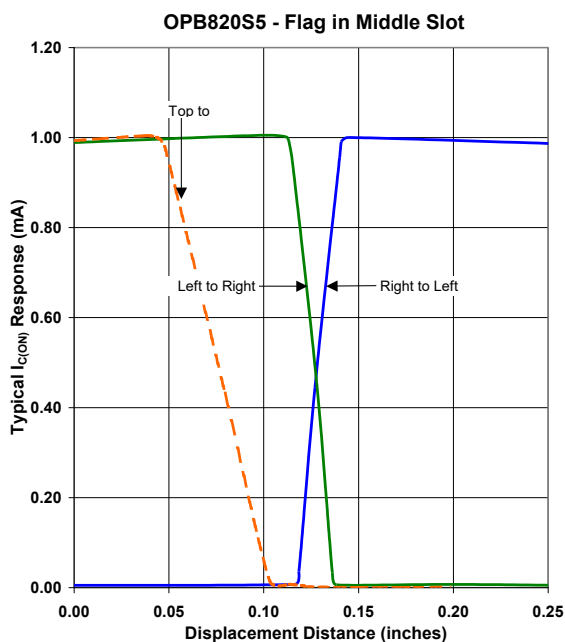
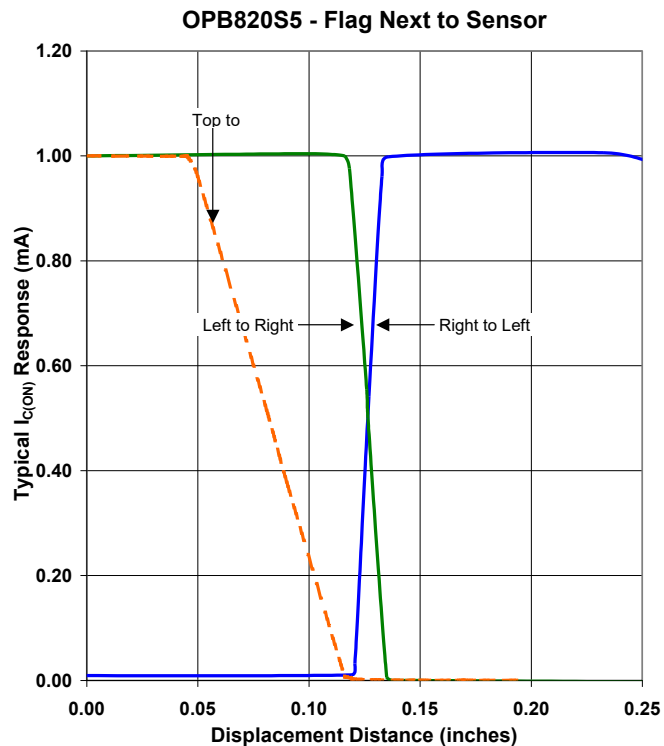
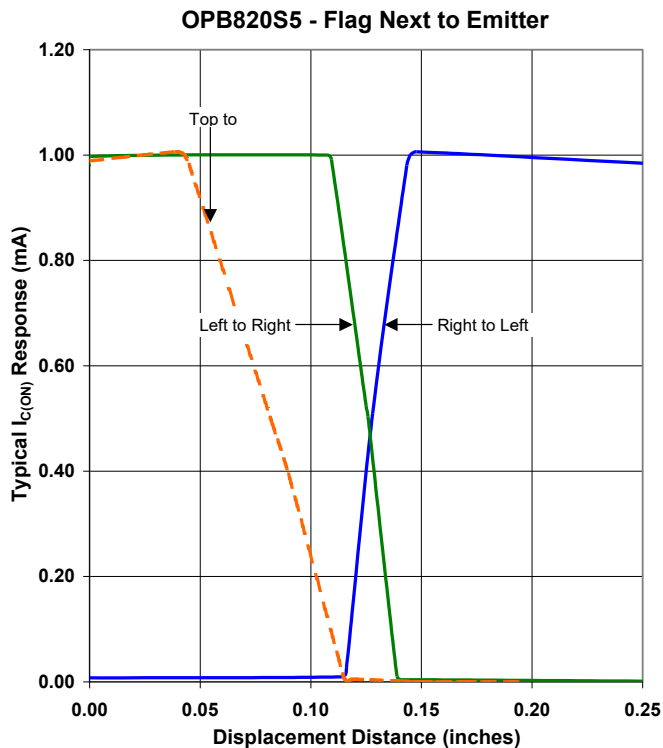
TT Electronics | OPTEK Technology  
 2900 E. Plano Pkwy, Plano, TX 75074 | Ph: +1 972 323 2200  
[www.ttelectronics.com](http://www.ttelectronics.com) | [sensors@ttelectronics.com](mailto:sensors@ttelectronics.com)

# Slotted Optical Switch

OPB820S, OPB821Z, OPB821S\_Z



## Performance



### General Note

TT Electronics reserves the right to make changes in product specification without notice or liability. All information is subject to TT Electronics' own data and is considered accurate at time of going to print.

TT Electronics | OPTeK Technology  
 2900 E. Plano Pkwy, Plano, TX 75074 | Ph: +1 972 323 2200  
[www.ttelectronics.com](http://www.ttelectronics.com) | [sensors@ttelectronics.com](mailto:sensors@ttelectronics.com)

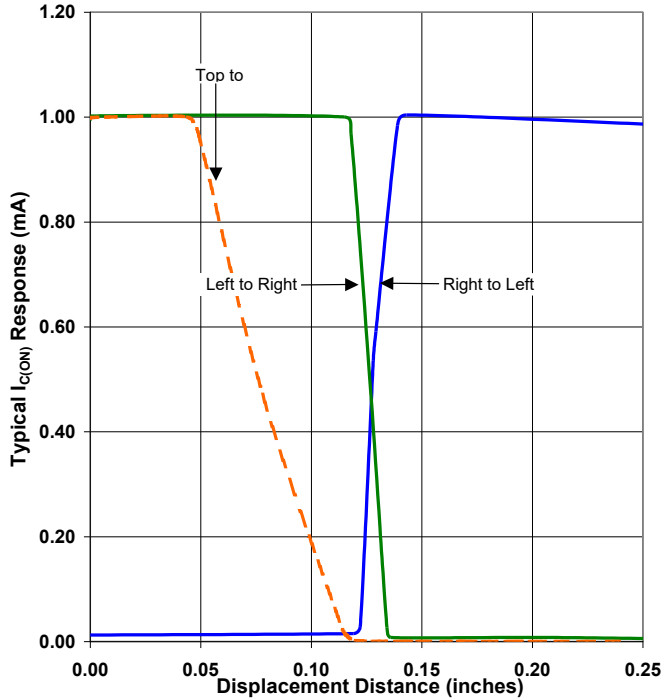
# Slotted Optical Switch

OPB820S, OPB821Z, OPB821S\_Z

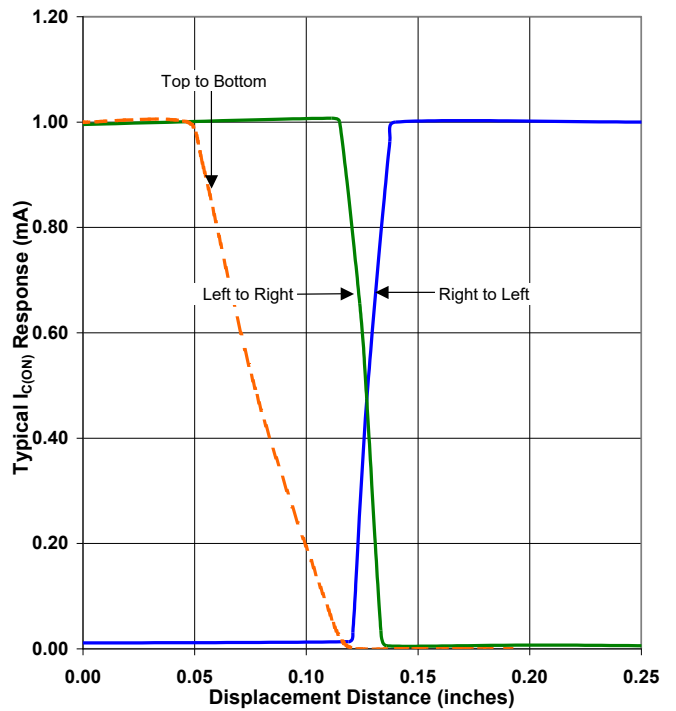


## Performance

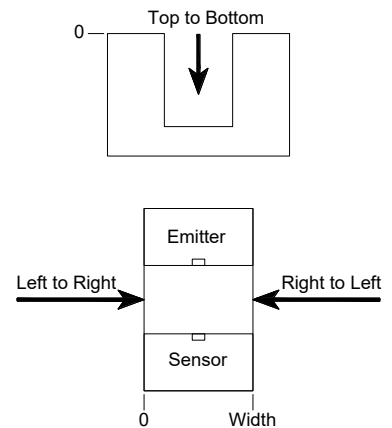
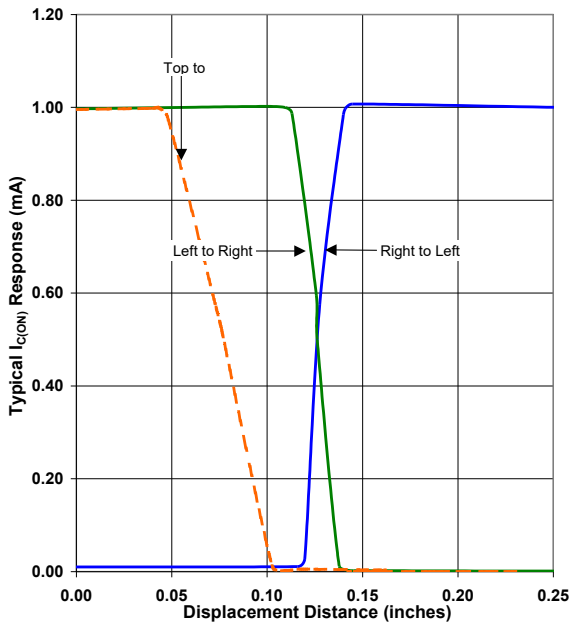
OPB820S10 - Flag Next to Emitter



OPB820S10 - Flag Next to Sensor



OPB820S10 - Flag in Middle of Slot



### General Note

TT Electronics reserves the right to make changes in product specification without notice or liability. All information is subject to TT Electronics' own data and is considered accurate at time of going to print.

TT Electronics | OPTeK Technology  
 2900 E. Plano Pkwy, Plano, TX 75074 | Ph: +1 972 323 2200  
[www.ttelectronics.com](http://www.ttelectronics.com) | [sensors@ttelectronics.com](mailto:sensors@ttelectronics.com)