













ELECTRICAL

ELECTRICAL ACCESSORIES																																			
Product	Features	Accessory For																																	
<p>PGA-1100.0010 Diode Logic Unit</p> 	<p>Used in installations with more than one breaker and more than one Littelfuse Arc-Flash Relay. It separates the trip paths, so the breakers can be tripped independently from each other.</p> <p>Full datasheet and ordering information available at www.littelfuse.com/pgs1100</p>	<p>PGR-8800 D0920 AF0500 D1000 AF0100</p>																																	
<p>P1004-XX-(X) Versa-Pot</p> <table border="1"> <thead> <tr> <th>PART NUMBER</th> <th>WITH WIRE LEADS</th> <th>VALUE</th> </tr> </thead> <tbody> <tr><td>P1004-199</td><td></td><td>50 kΩ</td></tr> <tr><td>P1004-174</td><td></td><td>100 kΩ</td></tr> <tr><td>P1004-175</td><td></td><td>200 kΩ</td></tr> <tr><td>P1004-95</td><td>P1004-95-X</td><td>100 kΩ</td></tr> <tr><td>P1004-17</td><td></td><td>500 kΩ</td></tr> <tr><td>P1004-16</td><td>P1004-16-X</td><td>1M Ω</td></tr> <tr><td>P1004-15</td><td></td><td>1.5M Ω</td></tr> <tr><td>P1004-14</td><td></td><td>2M Ω</td></tr> <tr><td>P1004-12</td><td>P1004-12-X</td><td>3M Ω</td></tr> <tr><td>P1004-13</td><td></td><td>5M Ω</td></tr> </tbody> </table> 	PART NUMBER	WITH WIRE LEADS	VALUE	P1004-199		50 kΩ	P1004-174		100 kΩ	P1004-175		200 kΩ	P1004-95	P1004-95-X	100 kΩ	P1004-17		500 kΩ	P1004-16	P1004-16-X	1M Ω	P1004-15		1.5M Ω	P1004-14		2M Ω	P1004-12	P1004-12-X	3M Ω	P1004-13		5M Ω	<p>Panel mountable, industrial potentiometer recommended for remote time delay adjustment. The shaft is slotted for screwdriver adjustment and serrated for slip-proof finger adjustment. Accepts Versa-Knob or Lock Shaft. May be ordered with two 8 in (20.3 cm) wires soldered to pot (clockwise increase) and female quick connect terminals on other ends by adding suffix -X to end of part number.</p> <p>Specifications Rating 0.25 W at 55 °C Taper Linear Shaft Rotation 300° ±5° Tolerance ±10 % Shaft Diameter 0.25 in</p>	<p>P1004-95 & P1004-95-X: Consult individual datasheet for compatibility</p> <p>P1004-174 & P1004-175: PHS Series</p> <p>P1004-16 & P1004-16-X: Series: ERDM ERDI ERD3 TRB TRM TRS TS1 TS6</p> <p>P1004-15, P1004-14, P1004-13, P1004-12, & P1004-12-X: Series: ORB ORM ORS TAC1 THD7 TRB TRM TRS TS1 TS2 TS4 TS6 TSD7 TSU2000</p>
PART NUMBER	WITH WIRE LEADS	VALUE																																	
P1004-199		50 kΩ																																	
P1004-174		100 kΩ																																	
P1004-175		200 kΩ																																	
P1004-95	P1004-95-X	100 kΩ																																	
P1004-17		500 kΩ																																	
P1004-16	P1004-16-X	1M Ω																																	
P1004-15		1.5M Ω																																	
P1004-14		2M Ω																																	
P1004-12	P1004-12-X	3M Ω																																	
P1004-13		5M Ω																																	
<p>P0700-7 Versa-Knob</p> 	<p>Versa-Knob is designed for 0.25 in (6.35 mm) shaft of Versa-Pot. Semi-gloss industrial black finish.</p>	<p>P1004-XX-(X)</p>																																	
<p>P0700-8 Lock Shaft</p> 	<p>Fits 0.25 in (6.35 mm) potentiometer shafts. Locks by tightening nut onto four tapered/slotted fingers. Pressure on the shaft locks control against mis-adjustment. Nickel plated brass finish.</p>	<p>P1004-XX-(X)</p>																																	
<p>P1004-9 P1004-10 P1004-31 Mini-Pot</p>  <table border="1"> <thead> <tr> <th>PART NUMBER</th> <th>VALUE</th> </tr> </thead> <tbody> <tr><td>P1004-9</td><td>500kΩ</td></tr> <tr><td>P1004-10</td><td>1MΩ</td></tr> <tr><td>P1004-31</td><td>3MΩ</td></tr> </tbody> </table>	PART NUMBER	VALUE	P1004-9	500kΩ	P1004-10	1MΩ	P1004-31	3MΩ	<p>A high quality, industrial potentiometer for remote time delay adjustment. The shaft extends through the timer's center hole for easy panel mounting. Use mini-mount bracket for standup mounting of timer. Adjustment by screwdriver or mini-knob. May be ordered with two 3 in (7.6 cm) wires soldered to pot (clockwise increase) and female quick connect terminals on other ends by adding suffix -X to end of part number.</p> <p>Specifications Rating 0.25 W at 55 °C Taper Linear Shaft Rotation 300° ±5° Tolerance ±10 % Shaft Diameter 0.125 in (3.2 mm)</p>	<p>Series: TAC1 TS1 TS2 TS4 TS6 TSD7 TSU2000</p>																									
PART NUMBER	VALUE																																		
P1004-9	500kΩ																																		
P1004-10	1MΩ																																		
P1004-31	3MΩ																																		
<p>P0700-21 Mini-Knob</p> 	<p>Mini-Knob is designed for 0.125 in (3.2 mm) shaft of Mini-Pot. Semi-gloss industrial black finish.</p>	<p>P1004-9 P1004-10 P1004-31</p>																																	

ELECTRICAL

ELECTRICAL ACCESSORIES																																																																										
Product		Features		Accessory For																																																																						
<p>P0200-19 Heat Sink Compound 2 grams</p>  <p>P0200-20 Heat Sink Compound 100 grams</p> 		<p>Single package/container of heat sink compound consisting of primarily zinc oxide and having a 12 month shelf life (EOD date on the label). P0200-19 mounts one high current, plated 2 x 2 in (50.8 x 50.8 mm) timer or flasher. P0200-20 mounts 50+ units.</p>		<p>Any 2 x 2 in (50.8 x 50.8 mm) plated timer or flasher.</p>																																																																						
<p>P1015-18 Quick Connect Screw Adaptor</p> 		<p>Screw adaptor terminal designed for use with all modules with 0.25 in (6.35 mm) male quick connect terminals. Screw terminal accepts ring or spade terminals.</p>		<p>Modules with 0.25 in (6.35 mm) male quick connect terminals. Consult the individual datasheet to determine compatibility.</p>																																																																						
<p>P1015-13 P1015-64 P1015-14 Female Quick Connect Terminals</p> 		<p>These 0.25 in (6.35 mm) female terminals are constructed with an insulator barrel to provide strain relief.</p>		<p>Consult individual datasheet to determine compatibility.</p>																																																																						
<p>P0400 Time Adjustment Dials</p> 		<p>Dials for use with remote Versa-Pot and panel mounted Mini-Pot. Reverse screen printed on clear plastic to avoid damage to printed image.</p>		<p>P1004-9 P1004-10 P1004-12 P1004-13 P1004-16 P1004-31 P1004-95</p>																																																																						
<table border="1"> <thead> <tr> <th>PART NUMBER</th> <th>RANGE</th> <th>INCREMENTS</th> </tr> </thead> <tbody> <tr> <td>P0400-12</td> <td>0.05 - 1 s</td> <td>0.1 s</td> </tr> <tr> <td>P0400-86</td> <td>0.1 - 10 m</td> <td>1 m</td> </tr> <tr> <td>P0400-82</td> <td>0.1 - 10 s</td> <td>1 s</td> </tr> <tr> <td>P0400-17</td> <td>1 - 30 s</td> <td>5 s</td> </tr> <tr> <td>P0400-83</td> <td>1 - 60 s</td> <td>10 s</td> </tr> <tr> <td>P0400-27</td> <td>0 - 10</td> <td>MRD*</td> </tr> </tbody> </table> <p>*Multiplier Reference Dial</p>		PART NUMBER	RANGE	INCREMENTS	P0400-12	0.05 - 1 s	0.1 s	P0400-86	0.1 - 10 m	1 m	P0400-82	0.1 - 10 s	1 s	P0400-17	1 - 30 s	5 s	P0400-83	1 - 60 s	10 s	P0400-27	0 - 10	MRD*																																																				
PART NUMBER	RANGE	INCREMENTS																																																																								
P0400-12	0.05 - 1 s	0.1 s																																																																								
P0400-86	0.1 - 10 m	1 m																																																																								
P0400-82	0.1 - 10 s	1 s																																																																								
P0400-17	1 - 30 s	5 s																																																																								
P0400-83	1 - 60 s	10 s																																																																								
P0400-27	0 - 10	MRD*																																																																								
<p>VTPXX VTP</p> 		<p>The VTP Series mounts on modules with in-line adjustment terminals. Rated at 0.25 W at 55 °C. Available in resistance values from 5 kΩ to 5 MΩ</p>		<p>Series: TAC1 THD7 THDM TS1 TS2 TS4 TS6 TS7</p>																																																																						
<table border="1"> <thead> <tr> <th>PART NUMBER</th> <th>R_T VALUE</th> <th>RANGE</th> </tr> </thead> <tbody> <tr> <td>VTP0E</td> <td>250 kΩ</td> <td>0.5–20s</td> </tr> <tr> <td>VTP1B</td> <td>0.5 MΩ</td> <td>0.05–3s</td> </tr> <tr> <td>VTP1C</td> <td>0.5 MΩ</td> <td>0.1–10s</td> </tr> <tr> <td>VTP1D</td> <td>0.5 MΩ</td> <td>0.5–10s</td> </tr> <tr> <td>VTP2A</td> <td>1 MΩ</td> <td>0.05–1s</td> </tr> <tr> <td>VTP2C</td> <td>1 MΩ</td> <td>0.1–10s</td> </tr> <tr> <td>VTP2E</td> <td>1 MΩ</td> <td>0.5–20s</td> </tr> <tr> <td>VTP2F</td> <td>1 MΩ</td> <td>0.5–60s</td> </tr> <tr> <td>VTP2J</td> <td>1 MΩ</td> <td>2–180s</td> </tr> <tr> <td>VTP2P</td> <td>1 MΩ</td> <td>1–100m</td> </tr> <tr> <td>VTP3B</td> <td>2 MΩ</td> <td>0.05–3s</td> </tr> </tbody> </table>		PART NUMBER	R _T VALUE	RANGE	VTP0E	250 kΩ	0.5–20s	VTP1B	0.5 MΩ	0.05–3s	VTP1C	0.5 MΩ	0.1–10s	VTP1D	0.5 MΩ	0.5–10s	VTP2A	1 MΩ	0.05–1s	VTP2C	1 MΩ	0.1–10s	VTP2E	1 MΩ	0.5–20s	VTP2F	1 MΩ	0.5–60s	VTP2J	1 MΩ	2–180s	VTP2P	1 MΩ	1–100m	VTP3B	2 MΩ	0.05–3s	<table border="1"> <thead> <tr> <th>PART NUMBER</th> <th>R_T VALUE</th> <th>RANGE</th> </tr> </thead> <tbody> <tr> <td>VTP3L</td> <td>2 MΩ</td> <td>0.1–4 m</td> </tr> <tr> <td>VTP4B</td> <td>3 MΩ</td> <td>0.05–3 s</td> </tr> <tr> <td>VTP4F</td> <td>3 MΩ</td> <td>0.5–60 s</td> </tr> <tr> <td>VTP4J</td> <td>3 MΩ</td> <td>2–180 s</td> </tr> <tr> <td>VTP4P</td> <td>3 MΩ</td> <td>1–100 m</td> </tr> <tr> <td>VTP5G</td> <td>5 MΩ</td> <td>1–100 s</td> </tr> <tr> <td>VTP5K</td> <td>5 MΩ</td> <td>10–1000 s</td> </tr> <tr> <td>VTP5N</td> <td>5 MΩ</td> <td>0.1–10 m</td> </tr> <tr> <td>VTP5P</td> <td>5 MΩ</td> <td>1–100 m</td> </tr> <tr> <td>VTPDF</td> <td>50 kΩ</td> <td>0.5–60 s</td> </tr> </tbody> </table>		PART NUMBER	R _T VALUE	RANGE	VTP3L	2 MΩ	0.1–4 m	VTP4B	3 MΩ	0.05–3 s	VTP4F	3 MΩ	0.5–60 s	VTP4J	3 MΩ	2–180 s	VTP4P	3 MΩ	1–100 m	VTP5G	5 MΩ	1–100 s	VTP5K	5 MΩ	10–1000 s	VTP5N	5 MΩ	0.1–10 m	VTP5P	5 MΩ	1–100 m	VTPDF	50 kΩ	0.5–60 s		
PART NUMBER	R _T VALUE	RANGE																																																																								
VTP0E	250 kΩ	0.5–20s																																																																								
VTP1B	0.5 MΩ	0.05–3s																																																																								
VTP1C	0.5 MΩ	0.1–10s																																																																								
VTP1D	0.5 MΩ	0.5–10s																																																																								
VTP2A	1 MΩ	0.05–1s																																																																								
VTP2C	1 MΩ	0.1–10s																																																																								
VTP2E	1 MΩ	0.5–20s																																																																								
VTP2F	1 MΩ	0.5–60s																																																																								
VTP2J	1 MΩ	2–180s																																																																								
VTP2P	1 MΩ	1–100m																																																																								
VTP3B	2 MΩ	0.05–3s																																																																								
PART NUMBER	R _T VALUE	RANGE																																																																								
VTP3L	2 MΩ	0.1–4 m																																																																								
VTP4B	3 MΩ	0.05–3 s																																																																								
VTP4F	3 MΩ	0.5–60 s																																																																								
VTP4J	3 MΩ	2–180 s																																																																								
VTP4P	3 MΩ	1–100 m																																																																								
VTP5G	5 MΩ	1–100 s																																																																								
VTP5K	5 MΩ	10–1000 s																																																																								
VTP5N	5 MΩ	0.1–10 m																																																																								
VTP5P	5 MΩ	1–100 m																																																																								
VTPDF	50 kΩ	0.5–60 s																																																																								