













# ELECTRICAL

ELECTRICAL ACCESSORIES																																			
Product	Features	Accessory For																																	
<p><b>PGA-1100.0010</b> Diode Logic Unit</p> 	<p>Used in installations with more than one breaker and more than one Littelfuse Arc-Flash Relay. It separates the trip paths, so the breakers can be tripped independently from each other.</p> <p><b>Full datasheet and ordering information available at <a href="http://www.littelfuse.com/pgs1100">www.littelfuse.com/pgs1100</a></b></p>	<p><b>PGR-8800 D0920</b>      <b>AF0500 D1000</b>      <b>AF0100</b></p>																																	
<p><b>P1004-XX-(X)</b> Versa-Pot</p> <table border="1"> <thead> <tr> <th>PART NUMBER</th> <th>WITH WIRE LEADS</th> <th>VALUE</th> </tr> </thead> <tbody> <tr> <td>P1004-199</td> <td></td> <td>50 kΩ</td> </tr> <tr> <td>P1004-174</td> <td></td> <td>100 kΩ</td> </tr> <tr> <td>P1004-175</td> <td></td> <td>200 kΩ</td> </tr> <tr> <td>P1004-95</td> <td>P1004-95-X</td> <td>100 kΩ</td> </tr> <tr> <td>P1004-17</td> <td></td> <td>500 kΩ</td> </tr> <tr> <td>P1004-16</td> <td>P1004-16-X</td> <td>1M Ω</td> </tr> <tr> <td>P1004-15</td> <td></td> <td>1.5M Ω</td> </tr> <tr> <td>P1004-14</td> <td></td> <td>2M Ω</td> </tr> <tr> <td>P1004-12</td> <td>P1004-12-X</td> <td>3M Ω</td> </tr> <tr> <td>P1004-13</td> <td></td> <td>5M Ω</td> </tr> </tbody> </table> 	PART NUMBER	WITH WIRE LEADS	VALUE	P1004-199		50 kΩ	P1004-174		100 kΩ	P1004-175		200 kΩ	P1004-95	P1004-95-X	100 kΩ	P1004-17		500 kΩ	P1004-16	P1004-16-X	1M Ω	P1004-15		1.5M Ω	P1004-14		2M Ω	P1004-12	P1004-12-X	3M Ω	P1004-13		5M Ω	<p>Panel mountable, industrial potentiometer recommended for remote time delay adjustment. The shaft is slotted for screwdriver adjustment and serrated for slip-proof finger adjustment. Accepts Versa-Knob or Lock Shaft. May be ordered with two 8 in (20.3 cm) wires soldered to pot (clockwise increase) and female quick connect terminals on other ends by adding suffix -X to end of part number.</p> <p><b>Specifications</b>  <b>Rating</b>                      0.25 W at 55 °C  <b>Taper</b>                         Linear  <b>Shaft Rotation</b>            300° ±5°  <b>Tolerance</b>                   ±10 %  <b>Shaft Diameter</b>            0.25 in</p>	<p>P1004-95 &amp; P1004-95-X: <b>Consult individual datasheet for compatibility</b></p> <p>P1004-174 &amp; P1004-175: <b>PHS Series</b></p> <p>P1004-16 &amp; P1004-16-X: <b>Series: ERDM ERDI ERD3 TRB TRM TRS TS1 TS6</b></p> <p>P1004-15, P1004-14, P1004-13, P1004-12, &amp; P1004-12-X: <b>Series: ORB ORM ORS TAC1 THD7 TRB TRM TRS TS1 TS2 TS4 TS6 TSD7 TSU2000</b></p>
PART NUMBER	WITH WIRE LEADS	VALUE																																	
P1004-199		50 kΩ																																	
P1004-174		100 kΩ																																	
P1004-175		200 kΩ																																	
P1004-95	P1004-95-X	100 kΩ																																	
P1004-17		500 kΩ																																	
P1004-16	P1004-16-X	1M Ω																																	
P1004-15		1.5M Ω																																	
P1004-14		2M Ω																																	
P1004-12	P1004-12-X	3M Ω																																	
P1004-13		5M Ω																																	
<p><b>P0700-7</b> Versa-Knob</p> 	<p>Versa-Knob is designed for 0.25 in (6.35 mm) shaft of Versa-Pot. Semi-gloss industrial black finish.</p>	<p><b>P1004-XX-(X)</b></p>																																	
<p><b>P0700-8</b> Lock Shaft</p> 	<p>Fits 0.25 in (6.35 mm) potentiometer shafts. Locks by tightening nut onto four tapered/slotted fingers. Pressure on the shaft locks control against mis-adjustment. Nickel plated brass finish.</p>	<p><b>P1004-XX-(X)</b></p>																																	
<p><b>P1004-9</b> <b>P1004-10</b> <b>P1004-31</b> Mini-Pot</p>  <table border="1"> <thead> <tr> <th>PART NUMBER</th> <th>VALUE</th> </tr> </thead> <tbody> <tr> <td>P1004-9</td> <td>500kΩ</td> </tr> <tr> <td>P1004-10</td> <td>1MΩ</td> </tr> <tr> <td>P1004-31</td> <td>3MΩ</td> </tr> </tbody> </table>	PART NUMBER	VALUE	P1004-9	500kΩ	P1004-10	1MΩ	P1004-31	3MΩ	<p>A high quality, industrial potentiometer for remote time delay adjustment. The shaft extends through the timer's center hole for easy panel mounting. Use mini-mount bracket for standup mounting of timer. Adjustment by screwdriver or mini-knob. May be ordered with two 3 in (7.6 cm) wires soldered to pot (clockwise increase) and female quick connect terminals on other ends by adding suffix -X to end of part number.</p> <p><b>Specifications</b>  <b>Rating</b>                      0.25 W at 55 °C  <b>Taper</b>                         Linear  <b>Shaft Rotation</b>            300° ±5°  <b>Tolerance</b>                   ±10 %  <b>Shaft Diameter</b>            0.125 in (3.2 mm)</p>	<p><b>Series: TAC1 TS1 TS2 TS4 TS6 TSD7 TSU2000</b></p>																									
PART NUMBER	VALUE																																		
P1004-9	500kΩ																																		
P1004-10	1MΩ																																		
P1004-31	3MΩ																																		
<p><b>P0700-21</b> Mini-Knob</p> 	<p>Mini-Knob is designed for 0.125 in (3.2 mm) shaft of Mini-Pot. Semi-gloss industrial black finish.</p>	<p><b>P1004-9</b>      <b>P1004-10</b>      <b>P1004-31</b></p>																																	

**ELECTRICAL**

ELECTRICAL ACCESSORIES																																																																											
Product	Features		Accessory For																																																																								
<p><b>P0200-19</b> Heat Sink Compound 2 grams</p>  <p><b>P0200-20</b> Heat Sink Compound 100 grams</p> 	<p>Single package/container of heat sink compound consisting of primarily zinc oxide and having a 12 month shelf life (EOD date on the label). P0200-19 mounts one high current, plated 2 x 2 in (50.8 x 50.8 mm) timer or flasher. P0200-20 mounts 50+ units.</p>		<p><b>Any 2 x 2 in (50.8 x 50.8 mm) plated timer or flasher.</b></p>																																																																								
<p><b>P1015-18</b> Quick Connect Screw Adaptor</p> 	<p>Screw adaptor terminal designed for use with all modules with 0.25 in (6.35 mm) male quick connect terminals. Screw terminal accepts ring or spade terminals.</p>		<p><b>Modules with 0.25 in (6.35 mm) male quick connect terminals. Consult the individual datasheet to determine compatibility.</b></p>																																																																								
<p><b>P1015-13</b> <b>P1015-64</b> <b>P1015-14</b> Female Quick Connect Terminals</p> 	<p>These 0.25 in (6.35 mm) female terminals are constructed with an insulator barrel to provide strain relief.</p>		<p><b>Consult individual datasheet to determine compatibility.</b></p>																																																																								
<p><b>P0400</b> Time Adjustment Dials</p> 	<table border="1"> <thead> <tr> <th>PART NUMBER</th> <th>RANGE</th> <th>INCREMENTS</th> </tr> </thead> <tbody> <tr> <td>P0400-12</td> <td>0.05 - 1 s</td> <td>0.1 s</td> </tr> <tr> <td>P0400-86</td> <td>0.1 - 10 m</td> <td>1 m</td> </tr> <tr> <td>P0400-82</td> <td>0.1 - 10 s</td> <td>1 s</td> </tr> <tr> <td>P0400-17</td> <td>1 - 30 s</td> <td>5 s</td> </tr> <tr> <td>P0400-83</td> <td>1 - 60 s</td> <td>10 s</td> </tr> <tr> <td>P0400-27</td> <td>0 - 10</td> <td>MRD*</td> </tr> </tbody> </table>	PART NUMBER	RANGE	INCREMENTS	P0400-12	0.05 - 1 s	0.1 s	P0400-86	0.1 - 10 m	1 m	P0400-82	0.1 - 10 s	1 s	P0400-17	1 - 30 s	5 s	P0400-83	1 - 60 s	10 s	P0400-27	0 - 10	MRD*	<p>Dials for use with remote Versa-Pot and panel mounted Mini-Pot. Reverse screen printed on clear plastic to avoid damage to printed image.</p>	<p><b>P1004-9</b> <b>P1004-13</b> <b>P1004-95</b></p>	<p><b>P1004-10</b> <b>P1004-16</b></p>	<p><b>P1004-12</b> <b>P1004-31</b></p>																																																	
PART NUMBER	RANGE	INCREMENTS																																																																									
P0400-12	0.05 - 1 s	0.1 s																																																																									
P0400-86	0.1 - 10 m	1 m																																																																									
P0400-82	0.1 - 10 s	1 s																																																																									
P0400-17	1 - 30 s	5 s																																																																									
P0400-83	1 - 60 s	10 s																																																																									
P0400-27	0 - 10	MRD*																																																																									
<p><b>VTPXX</b> VTP</p> 	<table border="1"> <thead> <tr> <th>PART NUMBER</th> <th>R<sub>T</sub> VALUE</th> <th>RANGE</th> <th>PART NUMBER</th> <th>R<sub>T</sub> VALUE</th> <th>RANGE</th> </tr> </thead> <tbody> <tr> <td>VTP0E</td> <td>250 kΩ</td> <td>0.5–20s</td> <td>VTP3L</td> <td>2 MΩ</td> <td>0.1–4 m</td> </tr> <tr> <td>VTP1B</td> <td>0.5 MΩ</td> <td>0.05–3s</td> <td>VTP4B</td> <td>3 MΩ</td> <td>0.05–3 s</td> </tr> <tr> <td>VTP1C</td> <td>0.5 MΩ</td> <td>0.1–10s</td> <td>VTP4F</td> <td>3 MΩ</td> <td>0.5–60 s</td> </tr> <tr> <td>VTP1D</td> <td>0.5 MΩ</td> <td>0.5–10s</td> <td>VTP4J</td> <td>3 MΩ</td> <td>2–180 s</td> </tr> <tr> <td>VTP2A</td> <td>1 MΩ</td> <td>0.05–1s</td> <td>VTP4P</td> <td>3 MΩ</td> <td>1–100 m</td> </tr> <tr> <td>VTP2C</td> <td>1 MΩ</td> <td>0.1–10s</td> <td>VTP5G</td> <td>5 MΩ</td> <td>1–100 s</td> </tr> <tr> <td>VTP2E</td> <td>1 MΩ</td> <td>0.5–20s</td> <td>VTP5K</td> <td>5 MΩ</td> <td>10–1000 s</td> </tr> <tr> <td>VTP2F</td> <td>1 MΩ</td> <td>0.5–60s</td> <td>VTP5N</td> <td>5 MΩ</td> <td>0.1–10 m</td> </tr> <tr> <td>VTP2J</td> <td>1 MΩ</td> <td>2–180s</td> <td>VTP5P</td> <td>5 MΩ</td> <td>1–100 m</td> </tr> <tr> <td>VTP2P</td> <td>1 MΩ</td> <td>1–100m</td> <td>VTPDF</td> <td>50 kΩ</td> <td>0.5–60 s</td> </tr> <tr> <td>VTP3B</td> <td>2 MΩ</td> <td>0.05–3s</td> <td></td> <td></td> <td></td> </tr> </tbody> </table>	PART NUMBER	R <sub>T</sub> VALUE	RANGE	PART NUMBER	R <sub>T</sub> VALUE	RANGE	VTP0E	250 kΩ	0.5–20s	VTP3L	2 MΩ	0.1–4 m	VTP1B	0.5 MΩ	0.05–3s	VTP4B	3 MΩ	0.05–3 s	VTP1C	0.5 MΩ	0.1–10s	VTP4F	3 MΩ	0.5–60 s	VTP1D	0.5 MΩ	0.5–10s	VTP4J	3 MΩ	2–180 s	VTP2A	1 MΩ	0.05–1s	VTP4P	3 MΩ	1–100 m	VTP2C	1 MΩ	0.1–10s	VTP5G	5 MΩ	1–100 s	VTP2E	1 MΩ	0.5–20s	VTP5K	5 MΩ	10–1000 s	VTP2F	1 MΩ	0.5–60s	VTP5N	5 MΩ	0.1–10 m	VTP2J	1 MΩ	2–180s	VTP5P	5 MΩ	1–100 m	VTP2P	1 MΩ	1–100m	VTPDF	50 kΩ	0.5–60 s	VTP3B	2 MΩ	0.05–3s				<p>The VTP Series mounts on modules with in-line adjustment terminals. Rated at 0.25 W at 55 °C. Available in resistance values from 5 kΩ to 5 MΩ</p>	<p><b>Series: TAC1</b> <b>TS2</b></p> <p><b>THD7</b> <b>TS4</b></p> <p><b>THDM</b> <b>TS6</b></p> <p><b>TS1</b> <b>TSD7</b></p>
PART NUMBER	R <sub>T</sub> VALUE	RANGE	PART NUMBER	R <sub>T</sub> VALUE	RANGE																																																																						
VTP0E	250 kΩ	0.5–20s	VTP3L	2 MΩ	0.1–4 m																																																																						
VTP1B	0.5 MΩ	0.05–3s	VTP4B	3 MΩ	0.05–3 s																																																																						
VTP1C	0.5 MΩ	0.1–10s	VTP4F	3 MΩ	0.5–60 s																																																																						
VTP1D	0.5 MΩ	0.5–10s	VTP4J	3 MΩ	2–180 s																																																																						
VTP2A	1 MΩ	0.05–1s	VTP4P	3 MΩ	1–100 m																																																																						
VTP2C	1 MΩ	0.1–10s	VTP5G	5 MΩ	1–100 s																																																																						
VTP2E	1 MΩ	0.5–20s	VTP5K	5 MΩ	10–1000 s																																																																						
VTP2F	1 MΩ	0.5–60s	VTP5N	5 MΩ	0.1–10 m																																																																						
VTP2J	1 MΩ	2–180s	VTP5P	5 MΩ	1–100 m																																																																						
VTP2P	1 MΩ	1–100m	VTPDF	50 kΩ	0.5–60 s																																																																						
VTP3B	2 MΩ	0.05–3s																																																																									