

Rotary Potentiometer

P160 Series



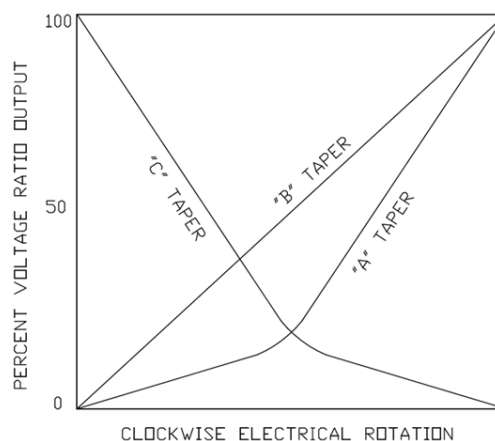
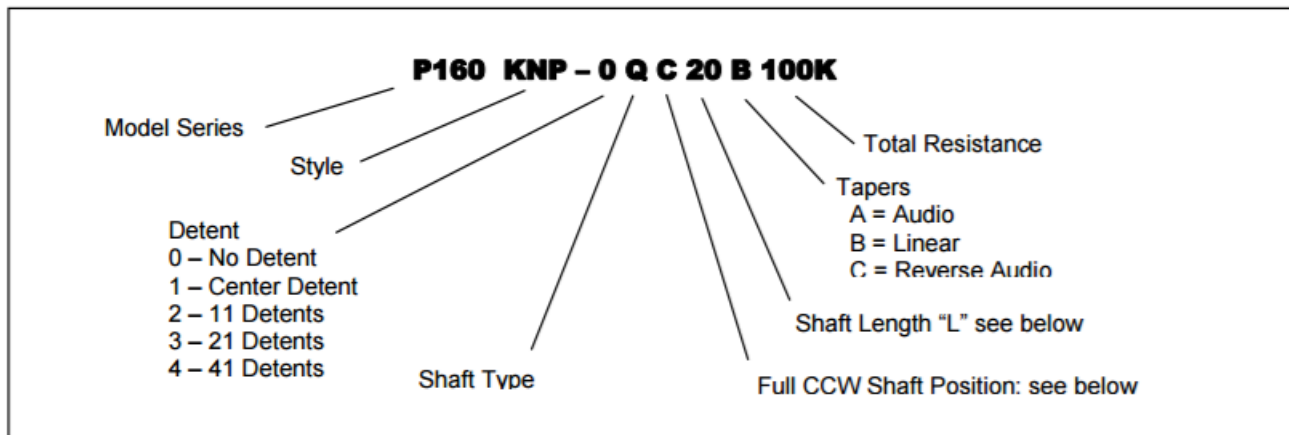
Features:

- 16 mm
- Conductive plastic element
- 100,000 cycle life
- Metal shaft/bushing
- Multi-ganged available
- RoHS compliant



Model Styles

Side Adjust , Solder Lugs	P160KNP
Side Adjust , PC pins	P160KN
Side Adjust , PC Pins, Long pins	P160KN2
Rear Adjust, PC pins	P160KNPD



General Note
 TT Electronics reserves the right to make changes in product specification without notice or liability. All information is subject to TT Electronics' own data and is considered accurate at time of going to print.

TT Electronics | BI Technologies
 413 Rood RD, Suite 7
 Calexico, CA 92231
 Ph: +1 714 447 2345
www.ttelectronics.com/bi-technologies

Electrical Specifications

Resistance Range, Ohms	500-1M
Standard Resistance Tolerance	± 20%
Residual Resistance	20 ohms max.
Power rating Input Voltage, maximum	200 Vac max.
Power Rated, Watts	0.2W- B taper, 0.1W-others
Dielectric Strength	500Vac, 1 minute
Insulation Resistance, Minimum	100M ohms at 250Vdc
Sliding Noise	100mV max.
Actual Electrical Travel, Nominal	260°

Mechanical Specifications

Total Mechanical Travel	300°± 10°
Static Stop Strength	90 oz-in
Rotational Torque	0.5 to 1.25 oz-in

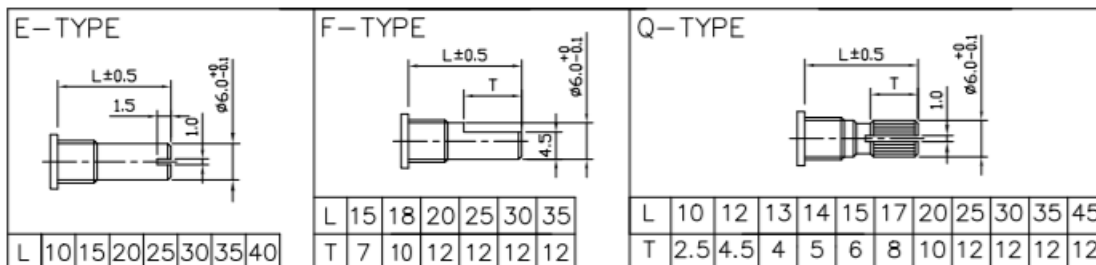
Environmental Specifications

Operating Temperature Range	-20°C to +70°C
Rotational Life	100,000 cycles

General Note

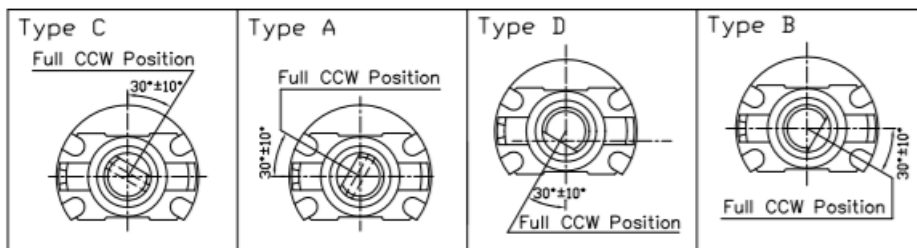
TT Electronics reserves the right to make changes in product specification without notice or liability. All information is subject to TT Electronics' own data and is considered accurate at time of going to print.

Shaft Types



Shaft Position (F-Type Shaft)

Dashed lines on Type "C" and Type "A" shows position of adjustment slot for E-Type and Q-Type shafts



Standard Resistance Values, Ohms

100 200 500 1K 2K 5K 10K 20K 50K 100K 200K 500K 1MEG

Circuit Diagram



