

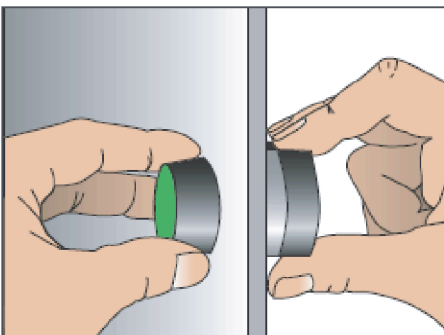
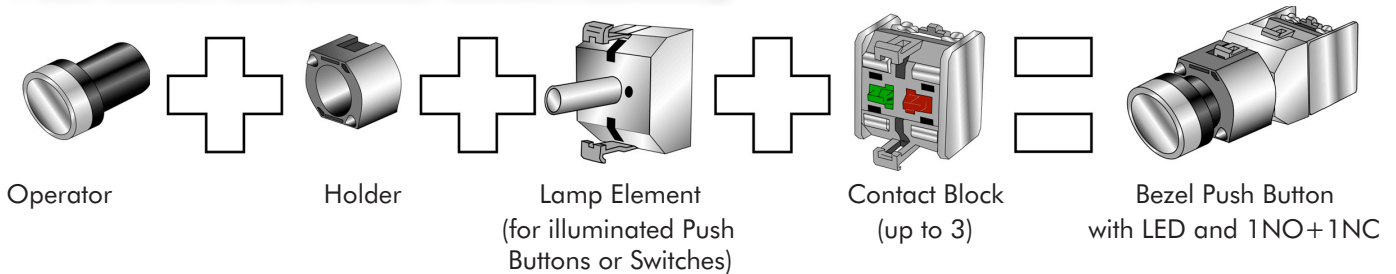
# Push Button, Switch, Buzzer and LED Pilot Light

*Quick Selection Guide*

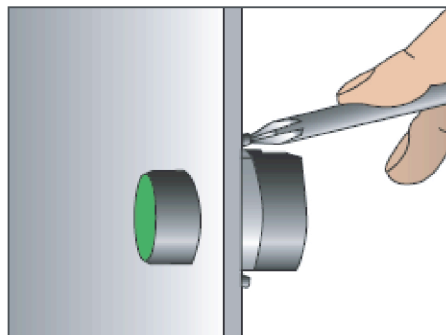


This quick selection guide is designed to help you quickly and accurately select all of the components needed to create a custom Push Button assembly, or to select the correct pilot device for an application. Simply determine which features are required, and find a part number that meets the requirement on the following pages. Many accessory items are available, for a truly custom fit.

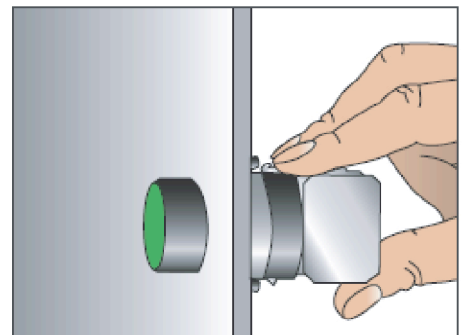
## Push Button and Selector Switch Assembly



The operator will be inserted into the panel.



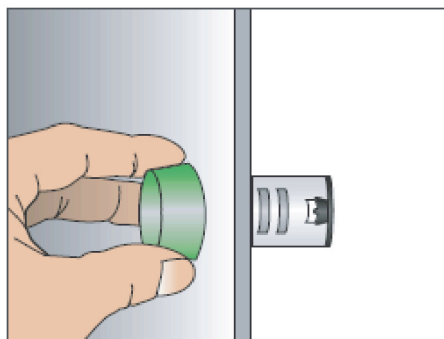
The holder will be secured at the back by two screws or nut.



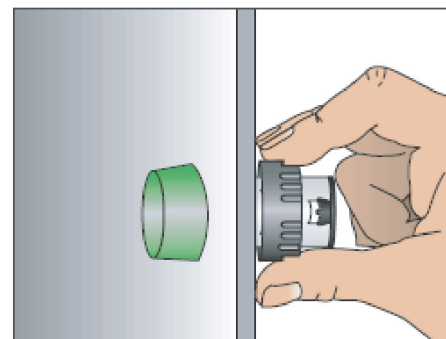
The contact block is snapped on.

## Pilot Light Assembly

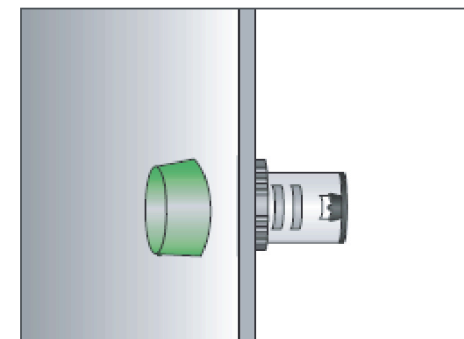
Pilot lights and buzzers are simple to select and install. Simply determine the color, lens type, voltage, and find the correct part number - no other components are required.



Just insert the pilot light in the the hole of the panel.



The pilot light will be secured at the back by the plastic nut.



The pilot light has been installed.

**Push Button Operators - Illuminated**

| Hole Size | Type        | Mounting Ring | Action        | Red       | White     | Black     | Blue      | Yellow    | Green     |
|-----------|-------------|---------------|---------------|-----------|-----------|-----------|-----------|-----------|-----------|
| 22mm      | Flush Round | Standard      | Spring Return | PB22SIF0R | PB22SIF0W | PB22SIF0K | PB22SIF0B | PB22SIF0Y | PB22SIF0G |
|           |             |               | Maintained    | PB22SIF1R | PB22SIF1W | PB22SIF1K | PB22SIF1B | PB22SIF1Y | PB22SIF1G |
|           |             | Bezel         | Spring Return | PB22BIF0R | PB22BIF0W | PB22BIF0K | PB22BIF0B | PB22BIF0Y | PB22BIF0G |
|           |             |               | Maintained    | PB22BIF1R | PB22BIF1W | PB22BIF1K | PB22BIF1B | PB22BIF1Y | PB22BIF1G |
|           | Extended    | Standard      | Spring Return | PB22SIE0R | PB22SIE0W | PB22SIE0K | PB22SIE0B | PB22SIE0Y | PB22SIE0G |
|           |             |               | Maintained    | PB22SIE1R | PB22SIE1W | PB22SIE1K | PB22SIE1B | PB22SIE1Y | PB22SIE1G |
|           |             | Bezel         | Spring Return | PB22BIE0R | PB22BIE0W | PB22BIE0K | PB22BIE0B | PB22BIE0Y | PB22BIE0G |
|           |             |               | Maintained    | PB22BIE1R | PB22BIE1W | PB22BIE1K | PB22BIE1B | PB22BIE1Y | PB22BIE1G |
| 30mm      | Flush Round | Flush         | Spring Return | PB30FIF0R | PB30FIF0W | PB30FIF0K | PB30FIF0B | PB30FIF0Y | PB30FIF0G |
|           |             |               | Maintained    | PB30FIF1R | PB30FIF1W | PB30FIF1K | PB30FIF1B | PB30FIF1Y | PB30FIF1G |
|           | Extended    | Flush         | Spring Return | PB30FIE0R | PB30FIE0W | PB30FIE0K | PB30FIE0B | PB30FIE0Y | PB30FIE0G |
|           |             |               | Maintained    | PB30FIE1R | PB30FIE1W | PB30FIE1K | PB30FIE1B | PB30FIE1Y | PB30FIE1G |

**Push Button Operators - Non-Illuminated**

| Hole Size | Type        | Mounting Ring | Action        | Red      | White    | Black    | Blue     | Yellow   | Green    |
|-----------|-------------|---------------|---------------|----------|----------|----------|----------|----------|----------|
| 22mm      | Flush Round | Standard      | Spring Return | PB22SF0R | PB22SF0W | PB22SF0K | PB22SF0B | PB22SF0Y | PB22SF0G |
|           |             |               | Maintained    | PB22SF1R | PB22SF1W | PB22SF1K | PB22SF1B | PB22SF1Y | PB22SF1G |
|           |             | Bezel         | Spring Return | PB22BF0R | PB22BF0W | PB22BF0K | PB22BF0B | PB22BF0Y | PB22BF0G |
|           |             |               | Maintained    | PB22BF1R | PB22BF1W | PB22BF1K | PB22BF1B | PB22BF1Y | PB22BF1G |
|           | Extended    | Standard      | Spring Return | PB22SE0R | PB22SE0W | PB22SE0K | PB22SE0B | PB22SE0Y | PB22SE0G |
|           |             |               | Maintained    | PB22SE1R | PB22SE1W | PB22SE1K | PB22SE1B | PB22SE1Y | PB22SE1G |
|           |             | Bezel         | Spring Return | PB22BE0R | PB22BE0W | PB22BE0K | PB22BE0B | PB22BE0Y | PB22BE0G |
|           |             |               | Maintained    | PB22BE1R | PB22BE1W | PB22BE1K | PB22BE1B | PB22BE1Y | PB22BE1G |
| 30mm      | Flush Round | Flush         | Spring Return | PB30FF0R | PB30FF0W | PB30FF0K | PB30FF0B | PB30FF0Y | PB30FF0G |
|           |             |               | Maintained    | PB30FF1R | PB30FF1W | PB30FF1K | PB30FF1B | PB30FF1Y | PB30FF1G |
|           | Extended    | Flush         | Spring Return | PB30FE0R | PB30FE0W | PB30FE0K | PB30FE0B | PB30FE0Y | PB30FE0G |
|           |             |               | Maintained    | PB30FE1R | PB30FE1W | PB30FE1K | PB30FE1B | PB30FE1Y | PB30FE1G |

**Mushroom Push Button Operators - Illuminated**

| Hole Size | Button Size | Mounting Ring | Action        | Red        | White      | Black | Yellow     | Green      |
|-----------|-------------|---------------|---------------|------------|------------|-------|------------|------------|
| 22mm      | 40mm        | Standard      | Spring Return | PB22SIM40R | PB22SIM40W | -     | PB22SIM40Y | PB22SIM40G |
|           |             |               | Maintained    | PB22SIM41R | PB22SIM41W | -     | PB22SIM41Y | PB22SIM41G |
|           |             | Bezel         | Spring Return | PB22BIM40R | PB22BIM40W | -     | PB22BIM40Y | PB22BIM40G |
|           |             |               | Maintained    | PB22BIM41R | PB22BIM41W | -     | PB22BIM41Y | PB22BIM41G |
|           | 60mm        | Standard      | Spring Return | PB22SIM60R | PB22SIM60W | -     | PB22SIM60Y | PB22SIM60G |
|           |             |               | Maintained    | PB22SIM61R | PB22SIM61W | -     | PB22SIM61Y | PB22SIM61G |
|           |             | Bezel         | Spring Return | PB22BIM60R | PB22BIM60W | -     | PB22BIM60Y | PB22BIM60G |
|           |             |               | Maintained    | PB22BIM61R | PB22BIM61W | -     | PB22BIM61Y | PB22BIM61G |
| 30mm      | 40mm        | Flush         | Spring Return | PB30FIM40R | PB30FIM40W | -     | PB30FIM40Y | PB30FIM40G |
|           |             |               | Maintained    | PB30FIM41R | PB30FIM41W | -     | PB30FIM41Y | PB30FIM41G |
|           | 60mm        | Flush         | Spring Return | PB30FIM60R | PB30FIM60W | -     | PB30FIM60Y | PB30FIM60G |
|           |             |               | Maintained    | PB30FIM61R | PB30FIM61W | -     | PB30FIM61Y | PB30FIM61G |

**Mushroom Push Button Operators - Non-Illuminated**


| Hole Size | Button Size | Mounting Ring | Action        | Red       | White | Black     | Yellow    | Green     |
|-----------|-------------|---------------|---------------|-----------|-------|-----------|-----------|-----------|
| 22mm      | 40mm        | Standard      | Spring Return | PB22SM40R | -     | PB22SM40K | PB22SM40Y | PB22SM40G |
|           |             |               | Maintained    | PB22SM41R | -     | PB22SM41K | PB22SM41Y | PB22SM41G |
|           |             | Bezel         | Spring Return | PB22BM40R | -     | PB22BM40K | PB22BM40Y | PB22BM40G |
|           |             |               | Maintained    | PB22BM41R | -     | PB22BM41K | PB22BM41Y | PB22BM41G |
|           | 60mm        | Standard      | Spring Return | PB22SM60R | -     | PB22SM60K | PB22SM60Y | PB22SM60G |
|           |             |               | Maintained    | PB22SM61R | -     | PB22SM61K | PB22SM61Y | PB22SM61G |
|           |             | Bezel         | Spring Return | PB22BM60R | -     | PB22BM60K | PB22BM60Y | PB22BM60G |
|           |             |               | Maintained    | PB22BM61R | -     | PB22BM61K | PB22BM61Y | PB22BM61G |
| 30mm      | 40mm        | Flush         | Spring Return | PB30FM40R | -     | PB30FM40K | PB30FM40Y | PB30FM40G |
|           |             |               | Maintained    | PB30FM41R | -     | PB30FM41K | PB30FM41Y | PB30FM41G |
|           | 60mm        | Flush         | Spring Return | PB30FM60R | -     | PB30FM60K | PB30FM60Y | PB30FM60G |
|           |             |               | Maintained    | PB30FM61R | -     | PB30FM61K | PB30FM61Y | PB30FM61G |




**Emergency Stop Buttons - Non-Illuminated, Maintained Action**








| Hole Size | Button Size | Mounting Ring | Reset | Red        |
|-----------|-------------|---------------|-------|------------|
| 22mm      | 40mm        | Standard      | Twist | PB22SEM41R |
|           |             |               | Key   | PB22SKM41R |
|           |             | Bezel         | Twist | PB22BEM41R |
|           |             |               | Key   | PB22BKM41R |
|           | 60mm        | Standard      | Twist | PB22SEM61R |
|           |             | Bezel         | Twist | PB22BEM61R |
| 30mm      | 40mm        | Flush         | Twist | PB30FEM41R |
|           |             |               | Key   | PB30FKM41R |
|           | 60mm        | Flush         | Twist | PB30FEM61R |

**I/O Push Buttons**



| Hole Size | Illuminated |             |
|-----------|-------------|-------------|
| 22mm      | Yes         | PB22SIO0RG  |
|           | No          | PB22SIOL0RG |
























| Selector Switches - Illuminated |             |  |              |              |              |       |              |              |              |
|---------------------------------|-------------|--|--------------|--------------|--------------|-------|--------------|--------------|--------------|
| Hole Size                       | Handle Type | Mounting Ring  | Action       | Red          | White        | Black | Blue         | Yellow       | Green        |
| 22mm                            | Short       |  Standard | 2 Pos. L R   | PB22SISRS21R | PB22SISRS21W | -     | PB22SISRS21B | PB22SISRS21Y | PB22SISRS21G |
|                                 |             |  | 3 Pos. L C R | PB22SISRS31R | PB22SISRS31W | -     | PB22SISRS31B | PB22SISRS31Y | PB22SISRS31G |
|                                 |             |  Bezel    | 2 Pos. L R   | PB22BISRS21R | PB22BISRS21W | -     | PB22BISRS21B | PB22BISRS21Y | PB22BISRS21G |
|                                 |             |  | 3 Pos. L C R | PB22BISRS31R | PB22BISRS31W | -     | PB22BISRS31B | PB22BISRS31Y | PB22BISRS31G |
| 30mm                            | Short       |  Flush    | 2 Pos. L R   | PB30FISRS21R | PB30FISRS21W | -     | PB30FISRS21B | PB30FISRS21Y | PB30FISRS21G |
|                                 |             |  | 3 Pos. L C R | PB30FISRS31R | PB30FISRS31W | -     | PB30FISRS31B | PB30FISRS31Y | PB30FISRS31G |

| Selector Switches - Non-Illuminated |             |   |                  |             |       |             |      |             |             |
|-------------------------------------|-------------|---|------------------|-------------|-------|-------------|------|-------------|-------------|
| Hole Size                           | Handle Type | Mounting Ring   | Action           | Red         | White | Black       | Blue | Yellow      | Green       |
| 22mm                                | Short       |  Standard  | 2 Pos. L R       | PB22SSRS21R | -     | PB22SSRS21K | -    | PB22SSRS21Y | PB22SSRS21G |
|                                     |             |   | 2 Pos. L ↗ C     | PB22SSRS22R | -     | PB22SSRS22K | -    | PB22SSRS22Y | PB22SSRS22G |
|                                     |             |   | 2 Pos. C ↖ R     | PB22SSRS23R | -     | PB22SSRS23K | -    | PB22SSRS23Y | PB22SSRS23G |
|                                     |             |   | 3 Pos. L C R     | PB22SSRS31R | -     | PB22SSRS31K | -    | PB22SSRS31Y | PB22SSRS31G |
|                                     |             |   | 3 Pos. L ↗ C ↖ R | PB22SSRS32R | -     | PB22SSRS32K | -    | PB22SSRS32Y | PB22SSRS32G |
|                                     |             |   | 3 Pos. L ↗ C R   | PB22SSRS33R | -     | PB22SSRS33K | -    | PB22SSRS33Y | PB22SSRS33G |
|                                     |             |  Bezel     | 3 Pos. L C ↖ R   | PB22SSRS34R | -     | PB22SSRS34K | -    | PB22SSRS34Y | PB22SSRS34G |
|                                     |             |   | 2 Pos. L R       | PB22BSRS21R | -     | PB22BSRS21K | -    | PB22BSRS21Y | PB22BSRS21G |
|                                     |             |   | 2 Pos. L ↗ C     | PB22BSRS22R | -     | PB22BSRS22K | -    | PB22BSRS22Y | PB22BSRS22G |
|                                     |             |   | 2 Pos. C ↖ R     | PB22BSRS23R | -     | PB22BSRS23K | -    | PB22BSRS23Y | PB22BSRS23G |
|                                     |             |   | 3 Pos. L C R     | PB22BSRS31R | -     | PB22BSRS31K | -    | PB22BSRS31Y | PB22BSRS31G |
|                                     |             |   | 3 Pos. L ↗ C ↖ R | PB22BSRS32R | -     | PB22BSRS32K | -    | PB22BSRS32Y | PB22BSRS32G |
|                                     | Long        |  Standard | 3 Pos. L ↗ C R   | PB22BSRS33R | -     | PB22BSRS33K | -    | PB22BSRS33Y | PB22BSRS33G |
|                                     |             |   | 3 Pos. L C ↖ R   | PB22BSRS34R | -     | PB22BSRS34K | -    | PB22BSRS34Y | PB22BSRS34G |
|                                     |             |   | 2 Pos. L R       | PB22SLRS21R | -     | PB22SLRS21K | -    | PB22SLRS21Y | PB22SLRS21G |
|                                     |             |   | 2 Pos. L ↗ C     | PB22SLRS22R | -     | PB22SLRS22K | -    | PB22SLRS22Y | PB22SLRS22G |
|                                     |             |   | 2 Pos. C ↖ R     | PB22SLRS23R | -     | PB22SLRS23K | -    | PB22SLRS23Y | PB22SLRS23G |
|                                     |             |   | 3 Pos. L C R     | PB22SLRS31R | -     | PB22SLRS31K | -    | PB22SLRS31Y | PB22SLRS31G |
|                                     |             |  Bezel   | 3 Pos. L ↗ C ↖ R | PB22SLRS32R | -     | PB22SLRS32K | -    | PB22SLRS32Y | PB22SLRS32G |
|                                     |             |   | 3 Pos. L ↗ C R   | PB22SLRS33R | -     | PB22SLRS33K | -    | PB22SLRS33Y | PB22SLRS33G |
|                                     |             |   | 3 Pos. L C ↖ R   | PB22SLRS34R | -     | PB22SLRS34K | -    | PB22SLRS34Y | PB22SLRS34G |
|                                     |             |   | 2 Pos. L R       | PB22BLRS21R | -     | PB22BLRS21K | -    | PB22BLRS21Y | PB22BLRS21G |
|                                     |             |   | 2 Pos. L ↗ C     | PB22BLRS22R | -     | PB22BLRS22K | -    | PB22BLRS22Y | PB22BLRS22G |
|                                     |             |   | 2 Pos. C ↖ R     | PB22BLRS23R | -     | PB22BLRS23K | -    | PB22BLRS23Y | PB22BLRS23G |
| 30mm                                | Short       |  Flush   | 3 Pos. L C R     | PB22BLRS31R | -     | PB22BLRS31K | -    | PB22BLRS31Y | PB22BLRS31G |
|                                     |             |   | 3 Pos. L ↗ C ↖ R | PB22BLRS32R | -     | PB22BLRS32K | -    | PB22BLRS32Y | PB22BLRS32G |
|                                     |             |   | 3 Pos. L ↗ C R   | PB22BLRS33R | -     | PB22BLRS33K | -    | PB22BLRS33Y | PB22BLRS33G |
|                                     |             |   | 3 Pos. L C ↖ R   | PB22BLRS34R | -     | PB22BLRS34K | -    | PB22BLRS34Y | PB22BLRS34G |
|                                     |             |   | 2 Pos. L R       | PB30FSRS21R | -     | PB30FSRS21K | -    | PB30FSRS21Y | PB30FSRS21G |
|                                     |             |   | 2 Pos. L ↗ C     | PB30FSRS22R | -     | PB30FSRS22K | -    | PB30FSRS22Y | PB30FSRS22G |
|                                     | Long        |  Flush   | 2 Pos. C ↖ R     | PB30FSRS23R | -     | PB30FSRS23K | -    | PB30FSRS23Y | PB30FSRS23G |
|                                     |             |   | 3 Pos. L C R     | PB30FSRS31R | -     | PB30FSRS31K | -    | PB30FSRS31Y | PB30FSRS31G |
|                                     |             |   | 3 Pos. L ↗ C ↖ R | PB30FSRS32R | -     | PB30FSRS32K | -    | PB30FSRS32Y | PB30FSRS32G |
|                                     |             |   | 3 Pos. L ↗ C R   | PB30FSRS33R | -     | PB30FSRS33K | -    | PB30FSRS33Y | PB30FSRS33G |
|                                     |             |   | 3 Pos. L C ↖ R   | PB30FSRS34R | -     | PB30FSRS34K | -    | PB30FSRS34Y | PB30FSRS34G |
|                                     |             |   | 2 Pos. L R       | PB30FLRS21R | -     | PB30FLRS21K | -    | PB30FLRS21Y | PB30FLRS21G |
| 30mm                                | Long        |  Flush   | 2 Pos. L ↗ C     | PB30FLRS22R | -     | PB30FLRS22K | -    | PB30FLRS22Y | PB30FLRS22G |
|                                     |             |   | 2 Pos. C ↖ R     | PB30FLRS23R | -     | PB30FLRS23K | -    | PB30FLRS23Y | PB30FLRS23G |
|                                     |             |   | 3 Pos. L C R     | PB30FLRS31R | -     | PB30FLRS31K | -    | PB30FLRS31Y | PB30FLRS31G |
|                                     |             |   | 3 Pos. L ↗ C ↖ R | PB30FLRS32R | -     | PB30FLRS32K | -    | PB30FLRS32Y | PB30FLRS32G |
|                                     |             |   | 3 Pos. L ↗ C R   | PB30FLRS33R | -     | PB30FLRS33K | -    | PB30FLRS33Y | PB30FLRS33G |
|                                     |             |   | 3 Pos. L C ↖ R   | PB30FLRS34R | -     | PB30FLRS34K | -    | PB30FLRS34Y | PB30FLRS34G |










(Note: Arrows indicate spring return function)

| Key Selector Switches |  |              |              |                |               |
|-----------------------|--|--------------|--------------|----------------|---------------|
| Hole Size             | Mounting Ring  | Action       | Left Extract | Center Extract | Right Extract |
| 22mm                  |  Standard | 2 Pos. L R   | PB22SKRS21KL | -              | PB22SKRS21KR  |
|                       |  | 3 Pos. L C R | PB22SKRS31KL | PB22SKRS31KC   | PB22SKRS31KR  |
| 30mm                  |  Flush    | 2 Pos. L R   | PB30FKRS21   | -              | PB30FKRS21    |
|                       |  | 3 Pos. L C R | PB30FKRS31   | PB30FKRS31     | PB30FKRS31    |

(Note: PB30F types allow key to be extracted from any position)

| Contact Blocks  |   |   | Holders   |             |             |
|---|---|---|---|-------------|-------------|
| Configuration   |  Snap Action |  Slow Action |  | Metal       | PBMBM       |
| 2 NO (DPST)   | PA2200/1  | PA2200/2  |  | Plastic     | PBMBP       |
| 2 NC (DPST)   | PA2020/1  | PA2020/2  |  | Nut         | PBMBN       |
| 1 NC (SPST)   | PA2010/1  | PA2010/2  |   |             |             |
| 1 NO (SPST)   | PA2100/1  | PA2100/2  |   |             |             |
| 1 NC + 1 NO (DPST)  | PA2110/1  | PA2110/2  |   |             |             |
| Lamp Elements   |   |   |   |             |             |
| Voltage   |  Red         |  White       | Blue  | Yellow      | Green       |
| 6 VAC/DC  | PALAMPR06   | PALAMPW06   | PALAMPB06   | PALAMPY06   | PALAMPG06   |
| 12 VAC/DC   | PALAMPR12   | PALAMPW12   | PALAMPB12   | PALAMPY12   | PALAMPG12   |
| 24 VAC/DC   | PALAMPR24   | PALAMPW24   | PALAMPB24   | PALAMPY24   | PALAMPG24   |
| 48 VAC/DC   | PALAMPR48   | PALAMPW48   | PALAMPB48   | PALAMPY48   | PALAMPG48   |
| 110 VAC/DC  | PALAMPR110  | PALAMPW110  | PALAMPB110  | PALAMPY110  | PALAMPG110  |
| 220 VDC   | PALAMPR220D   | PALAMPW220D   | PALAMPB220D   | PALAMPY220D | PALAMPG220D |
| 220 VAC   | PALAMPR220A   | PALAMPW220A   | PALAMPB220A   | PALAMPY220A | PALAMPG220A |
| 380 VAC   | PALAMPR380A   | PALAMPW380A   | PALAMPB380A   | PALAMPY380A | PALAMPG380A |
| Accessories for Push Buttons  |   |   |   |             |             |
| Picture   | Accessories for Push Buttons  |   |   | Part Number |             |
|    | Seal Cover for IP67 Rating  |   |   | PASEALCOV   |             |
|   | Shield for preventing accidental hit  |   |   | PAPBSHIELD  |             |
|  | Protection cover - lockable   |   |   | PAPBCOV     |             |
|  | Terminal shield - protect against electrical shock  |   |   | PA2SHIELD   |             |
|  | Mounting ring - 22mm hole   |   |   | PAMR22      |             |
|  | Mounting ring - 25mm hole   |   |   | PAMR25      |             |
|  | Front bezel set - 30mm hole   |   |   | PAFBZL30    |             |
|  | Label frame for adding description - 10mm   |   |   | PALBF11     |             |
|  | Label frame for adding description - 18mm   |   |   | PALBF18     |             |
|  | Emergency Stop plate - 60mm diameter  |   |   | PAWP6       |             |
|  | Emergency Stop plate - 90mm diameter  |   |   | PAWP9       |             |
|  | Yellow Protection Ring for preventing accidental hit - 60mm                                   |   |   | PAYPR4      |             |
|  | Yellow Protection Ring for preventing accidental hit - 40mm                                   |   |   | PAYPR6      |             |
|  | Panel hole cap for unused 22mm holes  |   |   | PAPHC22     |             |

### Pilot Lights

| Size  | Type  | Voltage   | Red   | White        | Blue         | Yellow       | Green        |              |            |
|---|---|---|---|--------------|--------------|--------------|--------------|--------------|------------|
| 22mm Standard<br>(50mm behind panel depth)  |  High Lens       | 6 VAC/DC  | PL22SHLR06  | PL22SHLW06   | PL22SHLB06   | PL22SHLY06   | PL22SHLG06   |              |            |
|   |   | 12 VAC/DC   | PL22SHLR12  | PL22SHLW12   | PL22SHLB12   | PL22SHLY12   | PL22SHLG12   |              |            |
|   |   | 24 VAC/DC   | PL22SHLR24  | PL22SHLW24   | PL22SHLB24   | PL22SHLY24   | PL22SHLG24   |              |            |
|   |   | 48 VAC/DC   | PL22SHLR48  | PL22SHLW48   | PL22SHLB48   | PL22SHLY48   | PL22SHLG48   |              |            |
|   |   | 110 VAC/DC  | PL22SHLR110   | PL22SHLW110  | PL22SHLB110  | PL22SHLY110  | PL22SHLG110  |              |            |
|   |   | 220 VDC   | PL22SHLR220D  | PL22SHLW220D | PL22SHLB220D | PL22SHLY220D | PL22SHLG220D |              |            |
|   |   | 220 VAC   | PL22SHLR220A  | PL22SHLW220A | PL22SHLB220A | PL22SHLY220A | PL22SHLG220A |              |            |
|   |   | 380 VAC   | PL22SHLR380A  | PL22SHLW380A | PL22SHLB380A | PL22SHLY380A | PL22SHLG380A |              |            |
|   |   |  Concentric Lens | 6 VAC/DC  | PL22SRLR06   | PL22SRLW06   | PL22SRLB06   | PL22SRLY06   | PL22SRLG06   |            |
|   |   |   | 12 VAC/DC   | PL22SRLR12   | PL22SRLW12   | PL22SRLB12   | PL22SRLY12   | PL22SRLG12   |            |
|   |   |   | 24 VAC/DC   | PL22SRLR24   | PL22SRLW24   | PL22SRLB24   | PL22SRLY24   | PL22SRLG24   |            |
|   |   |   | 48 VAC/DC   | PL22SRLR48   | PL22SRLW48   | PL22SRLB48   | PL22SRLY48   | PL22SRLG48   |            |
|   | 110 VAC/DC  |   | PL22SRLR110   | PL22SRLW110  | PL22SRLB110  | PL22SRLY110  | PL22SRLG110  |              |            |
|   | 220 VDC   |   | PL22SRLR220D  | PL22SRLW220D | PL22SRLB220D | PL22SRLY220D | PL22SRLG220D |              |            |
|   | 220 VAC   |   | PL22SRLR220A  | PL22SRLW220A | PL22SRLB220A | PL22SRLY220A | PL22SRLG220A |              |            |
|   | 380 VAC   |   | PL22SRLR380A  | PL22SRLW380A | PL22SRLB380A | PL22SRLY380A | PL22SRLG380A |              |            |
|   |  Low Lens        |   | 6 VAC/DC  | PL22SLLR06   | PL22SLLW06   | PL22SLLB06   | PL22SLLY06   | PL22SLLG06   |            |
|   |   |   | 12 VAC/DC   | PL22SLLR12   | PL22SLLW12   | PL22SLLB12   | PL22SLLY12   | PL22SLLG12   |            |
|   |   |   | 24 VAC/DC   | PL22SLLR24   | PL22SLLW24   | PL22SLLB24   | PL22SLLY24   | PL22SLLG24   |            |
|   |   |   | 48 VAC/DC   | PL22SLLR48   | PL22SLLW48   | PL22SLLB48   | PL22SLLY48   | PL22SLLG48   |            |
|   |   | 110 VAC/DC  | PL22SLLR110   | PL22SLLW110  | PL22SLLB110  | PL22SLLY110  | PL22SLLG110  |              |            |
|   |   | 220 VDC   | PL22SLLR220D  | PL22SLLW220D | PL22SLLB220D | PL22SLLY220D | PL22SLLG220D |              |            |
|   |   | 220 VAC   | PL22SLLR220A  | PL22SLLW220A | PL22SLLB220A | PL22SLLY220A | PL22SLLG220A |              |            |
|   |   | 380 VAC   | PL22SLLR380A  | PL22SLLW380A | PL22SLLB380A | PL22SLLY380A | PL22SLLG380A |              |            |
|   |   |  Teeth Lens      | 6 VAC/DC  | PL22STLR06   | PL22STLW06   | PL22STLB06   | PL22STLY06   | PL22STLG06   |            |
|   |   |   | 12 VAC/DC   | PL22STLR12   | PL22STLW12   | PL22STLB12   | PL22STLY12   | PL22STLG12   |            |
|   |   |   | 24 VAC/DC   | PL22STLR24   | PL22STLW24   | PL22STLB24   | PL22STLY24   | PL22STLG24   |            |
|   |   |   | 48 VAC/DC   | PL22STLR48   | PL22STLW48   | PL22STLB48   | PL22STLY48   | PL22STLG48   |            |
|   | 110 VAC/DC  |   | PL22STLR110   | PL22STLW110  | PL22STLB110  | PL22STLY110  | PL22STLG110  |              |            |
|   | 220 VDC   |   | PL22STLR220D  | PL22STLW220D | PL22STLB220D | PL22STLY220D | PL22STLG220D |              |            |
|   | 220 VAC   |   | PL22STLR220A  | PL22STLW220A | PL22STLB220A | PL22STLY220A | PL22STLG220A |              |            |
|   | 380 VAC   |   | PL22STLR380A  | PL22STLW380A | PL22STLB380A | PL22STLY380A | PL22STLG380A |              |            |
|   |  Flashing Light |   | 6 VAC/DC  | PL22SFLR06   | PL22SFLW06   | PL22SFLB06   | PL22SFLY06   | PL22SFLG06   |            |
|   |   |   | 12 VAC/DC   | PL22SFLR12   | PL22SFLW12   | PL22SFLB12   | PL22SFLY12   | PL22SFLG12   |            |
|   |   |   | 24 VAC/DC   | PL22SFLR24   | PL22SFLW24   | PL22SFLB24   | PL22SFLY24   | PL22SFLG24   |            |
|   |   |   | 48 VAC/DC   | PL22SFLR48   | PL22SFLW48   | PL22SFLB48   | PL22SFLY48   | PL22SFLG48   |            |
|   |   | 110 VAC/DC  | PL22SFLR110   | PL22SFLW110  | PL22SFLB110  | PL22SFLY110  | PL22SFLG110  |              |            |
|   |   | 220 VDC   | PL22SFLR220D  | PL22SFLW220D | PL22SFLB220D | PL22SFLY220D | PL22SFLG220D |              |            |
|   |   | 220 VAC   | PL22SFLR220A  | PL22SFLW220A | PL22SFLB220A | PL22SFLY220A | PL22SFLG220A |              |            |
|   |   | 380 VAC   | PL22SFLR380A  | PL22SFLW380A | PL22SFLB380A | PL22SFLY380A | PL22SFLG380A |              |            |
|   |   | 22mm Compact<br>(39mm behind panel depth)   |  High Lens | 6 VAC/DC     | PL22CHLR06   | PL22CHLW06   | PL22CHLB06   | PL22CHLY06   | PL22CHLG06 |
|   |   |   |   | 12 VAC/DC    | PL22CHLR12   | PL22CHLW12   | PL22CHLB12   | PL22CHLY12   | PL22CHLG12 |
|   |   |   |   | 24 VAC/DC    | PL22CHLR24   | PL22CHLW24   | PL22CHLB24   | PL22CHLY24   | PL22CHLG24 |
|   |   |   |   | 48 VAC/DC    | PL22CHLR48   | PL22CHLW48   | PL22CHLB48   | PL22CHLY48   | PL22CHLG48 |
|   | 110 VAC/DC  |   |   | PL22CHLR110  | PL22CHLW110  | PL22CHLB110  | PL22CHLY110  | PL22CHLG110  |            |
|   | 220 VDC   |   |   | PL22CHLR220D | PL22CHLW220D | PL22CHLB220D | PL22CHLY220D | PL22CHLG220D |            |
|   | 220 VAC   |   |   | PL22CHLR220A | PL22CHLW220A | PL22CHLB220A | PL22CHLY220A | PL22CHLG220A |            |
|   | 380 VAC   |   |   | PL22CHLR380A | PL22CHLW380A | PL22CHLB380A | PL22CHLY380A | PL22CHLG380A |            |
|  Concentric Lens | 6 VAC/DC  |   |   | PL22CRLR06   | PL22CRLW06   | PL22CRLB06   | PL22CRLY06   | PL22CRLG06   |            |
|   | 12 VAC/DC   |   |   | PL22CRLR12   | PL22CRLW12   | PL22CRLB12   | PL22CRLY12   | PL22CRLG12   |            |
|   | 24 VAC/DC   |   |   | PL22CRLR24   | PL22CRLW24   | PL22CRLB24   | PL22CRLY24   | PL22CRLG24   |            |
|   | 48 VAC/DC   |   |   | PL22CRLR48   | PL22CRLW48   | PL22CRLB48   | PL22CRLY48   | PL22CRLG48   |            |
|   | 110 VAC/DC  |   | PL22CRLR110   | PL22CRLW110  | PL22CRLB110  | PL22CRLY110  | PL22CRLG110  |              |            |
|   | 220 VDC   |   | PL22CRLR220D  | PL22CRLW220D | PL22CRLB220D | PL22CRLY220D | PL22CRLG220D |              |            |
|   | 220 VAC   |   | PL22CRLR220A  | PL22CRLW220A | PL22CRLB220A | PL22CRLY220A | PL22CRLG220A |              |            |
|   | 380 VAC   |   | PL22CRLR380A  | PL22CRLW380A | PL22CRLB380A | PL22CRLY380A | PL22CRLG380A |              |            |
|   |  Low Lens      |   | 6 VAC/DC  | PL22CLLR06   | PL22CLLW06   | PL22CLLB06   | PL22CLLY06   | PL22CLLG06   |            |
|   |   |   | 12 VAC/DC   | PL22CLLR12   | PL22CLLW12   | PL22CLLB12   | PL22CLLY12   | PL22CLLG12   |            |
|   |   |   | 24 VAC/DC   | PL22CLLR24   | PL22CLLW24   | PL22CLLB24   | PL22CLLY24   | PL22CLLG24   |            |
|   |   |   | 48 VAC/DC   | PL22CLLR48   | PL22CLLW48   | PL22CLLB48   | PL22CLLY48   | PL22CLLG48   |            |
| 110 VAC/DC  |   |   | PL22CLLR110   | PL22CLLW110  | PL22CLLB110  | PL22CLLY110  | PL22CLLG110  |              |            |
| 220 VDC   |   |   | PL22CLLR220D  | PL22CLLW220D | PL22CLLB220D | PL22CLLY220D | PL22CLLG220D |              |            |
| 220 VAC   |   |   | PL22CLLR220A  | PL22CLLW220A | PL22CLLB220A | PL22CLLY220A | PL22CLLG220A |              |            |
| 380 VAC   |   |   | PL22CLLR380A  | PL22CLLW380A | PL22CLLB380A | PL22CLLY380A | PL22CLLG380A |              |            |
|  Teeth Lens      |   | 6 VAC/DC  | PL22CTLR06  | PL22CTLW06   | PL22CTLB06   | PL22CTLY06   | PL22CTLG06   |              |            |
|   |   | 12 VAC/DC   | PL22CTLR12  | PL22CTLW12   | PL22CTLB12   | PL22CTLY12   | PL22CTLG12   |              |            |
|   |   | 24 VAC/DC   | PL22CTLR24  | PL22CTLW24   | PL22CTLB24   | PL22CTLY24   | PL22CTLG24   |              |            |
|   |   | 48 VAC/DC   | PL22CTLR48  | PL22CTLW48   | PL22CTLB48   | PL22CTLY48   | PL22CTLG48   |              |            |
|   | 110 VAC/DC  | PL22CTLR110   | PL22CTLW110   | PL22CTLB110  | PL22CTLY110  | PL22CTLG110  |              |              |            |
|   | 220 VDC   | PL22CTLR220D  | PL22CTLW220D  | PL22CTLB220D | PL22CTLY220D | PL22CTLG220D |              |              |            |
|   | 220 VAC   | PL22CTLR220A  | PL22CTLW220A  | PL22CTLB220A | PL22CTLY220A | PL22CTLG220A |              |              |            |
|   | 380 VAC   | PL22CTLR380A  | PL22CTLW380A  | PL22CTLB380A | PL22CTLY380A | PL22CTLG380A |              |              |            |