


SMT Current Sense Transformers

ER11 PAS/PMS6322.XXXNLT SERIES



- Ⓢ **Current Rating:** up to 50A
- Ⓢ **Footprint:** 12.8mm x 20.5mm x 7.5mm Max
- Ⓢ **Frequency Range:** 20kHz to 1MHz
- Ⓢ **Insulation:** Reinforced, 10mm creepage and clearance
- Ⓢ **Hipot Isolation:** 5000 Vdc, 6 sec
- Ⓢ **Voltage Rating:** Up to 1000 Vpk

Electrical Specifications @ 25°C - Operating Temperature -40°C to +130°C

Part Number		Turns Ratio	Current ² Rating	Secondary Inductance (mH MIN)	DCR (mΩ MAX)		Hipot (Vdc)
Commerical	Automotive				Primary (8-7)	Secondary (1-3)	
PAS6322.030NLT	PMS6322.030NLT	1:30	50	0.30	0.5	240	5000
PAS6322.050NLT	PMS6322.050NLT	1:50		1.1	0.5	600	
PAS6322.100NLT	PMS6322.100NLT	1:100		4.5	0.5	2600	
PAS6322.125NLT	PMS6322.125NLT	1:125		7	0.5	4200	
PAS6322.150NLT	PMS6322.150NLT	1:150		10	0.5	6000	
PAS6322.200NLT	PMS6322.200NLT	1:200		17.5	0.5	12000	

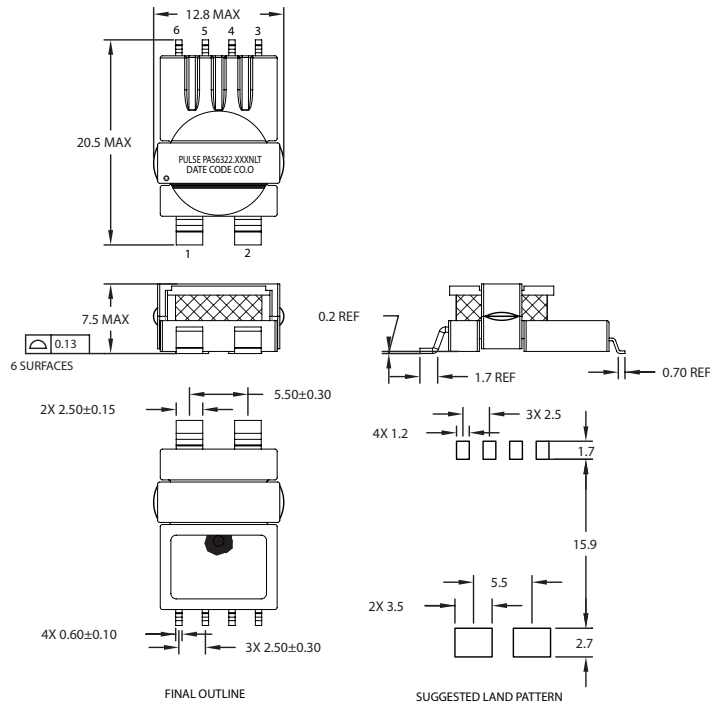
Notes:

- The temperature of component (ambient temperature plus temperature rise) must be within the specified operating temperature range.
- The maximum current rating is based upon temperature rise of the component and represents the DC current which will cause a typical temperature rise of 40°C with no airflow.
- To calculate value of terminating resistor (Rt) use the following formula:
 $R_t (W) = V_{ref} * N / (I_{peak_primary})$
- The peak flux density of the device must remain below 2000 Gauss. To calculate the peak flux density for uni-polar current use following formula:
 $B_{pk} = 18.2 * V_{ref} * (Duty_Cycle_Max) * 10^5 / (N * Freq_kHz)$
 * for bi-polar current applications divide Bpk (as calculated above) by 2.
- Optional Tape & Reel packaging can be ordered by adding a "T" suffix to the part number (i.e. PAS6322.XXXNL becomes PAS6322.XXXNLT). Pulse complies to industry standard tape and reel specification EIA481.
- Creepage & Clearance is in accordance with IEC 61558-1 for reinforced insulation to a working voltage of 300Vrms (for basic insulation to a working voltage of 1000Vrms) based on material group III, pollution degree 2, OVC II and 5000M altitude.
- Rated voltage is based on a positive partial discharge test (discharge < 10pC) during the design phase (not production tested), in accordance with IEC 60664 for basic insulation. In an application which requires a reinforced insulation barrier, a rated voltage of the equivalent peak voltage of the 300Vrms (sinusoidal) working voltage, 424Vpk, is defined and confirmed by partial discharge testing.

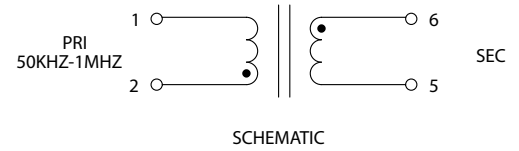
SMT Current Sense Transformers

ER11 PAS/PMS6322.XXXNLT SERIES

Mechanical



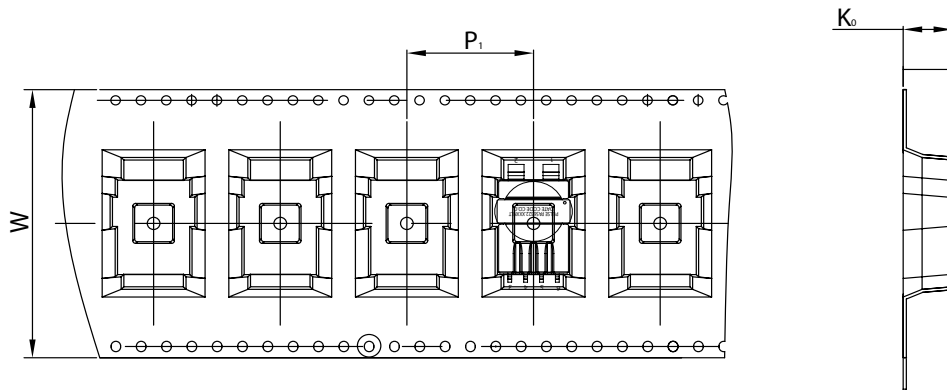
Schematic



Weight2 grams
Tape & Reel350 pcs/reel

Dimensions: $\frac{\text{Inches}}{\text{mm}}$
Unless otherwise specified,
all tolerances are: $\pm \frac{0.10}{0.25}$

TAPE & REEL INFO



SURFACE MOUNTING TYPE, REEL/TAPE LIST

PART NUMBER	TAPE SIZE (mm)			QTY PCS/REEL
	P ₁	W	K ₀	
PAS/PMS6322.XXXNLT	20	40	7.5	350

For More Information:

Americas - prodinfo_power_americas@yageo.com | Europe - prodinfo_power_emea@yageo.com | Asia - prodinfo_power_asia@yageo.com

Performance warranty of products offered on this data sheet is limited to the parameters specified. Data is subject to change without notice. Other brand and product names mentioned herein may be trademarks or registered trademarks of their respective owners. © Copyright, 2020. Pulse Electronics, Inc. All rights reserved.