


# PB Supercapacitors

## Cylindrical pack



### Features

- 5.0 Volts
- Low Equivalent Series Resistance (ESR)
- High capacitance
- Long cycle life
- Low leakage currents
- UL recognized

### Applications

- Bridge or hold-up power
- Memory backup
- Battery swap out

### Description

Eaton PowerStor supercapacitors are unique, ultra-high capacitance devices utilizing electrochemical double layer capacitor (EDLC) construction combined with new, high performance materials. This combination of advanced technologies allows Eaton to offer a wide variety of capacitor solutions tailored to specific applications that range from a few micro-amps for several days to several amps for milliseconds.



Powering Business Worldwide

### Ratings

Capacitance	0.1 F to 1.0 F
Maximum working voltage	5.0 V
Surge voltage	6.0 V
Capacitance tolerance	-20% to +80% (+20 °C)
Operating temperature range	- 25 °C to +70 °C extended to +85 °C

### Specifications

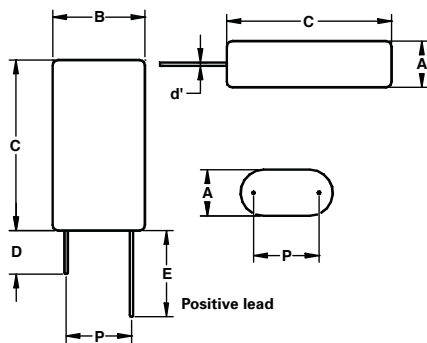
Nominal Capacitance (F)	Vertical Part Number	Horizontal Part Number	Maximum Initial ESR (Ω) (Equivalent Series Resistance) Measured @ 100 Hz	Nominal leakage current (μA) after 72 hours @ +20 °C	Nominal dimensions (mm)	Typical mass (grams/piece)
0.1	PB-5ROV104-R	PB-5ROH104-R	4.0	3	5.5 x 10.8 x 12.5	1.1
0.47	PB-5ROV474-R	PB-5ROH474-R	1.0	7	8.5 x 16.8 x 14.0	2.4
1.0	PB-5ROV105-R	PB-5ROH105-R	0.5	12	8.5 x 16.8 x 21.5	3.5

### Performance

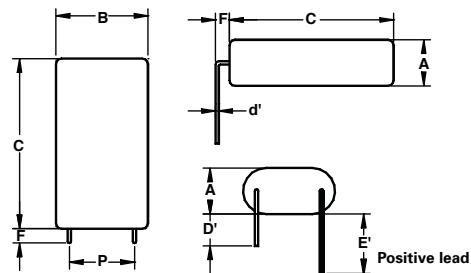
Parameter	Capacitance change (% of initial value)	ESR (% of max. initial value)
Life (1000 hours @ +70 °C, 5.0 Vdc or +85 °C, 4.2 Vdc)	≤ 30%	≤ 300%
Storage - Low and High Temperature (1000 hours @ -25 °C to +70 °C)	≤ 30%	≤ 300%

### Dimensions (mm)

Vertical Part Number	Horizontal Part Number	A	B	C	d'	D	D'	E	E'	F	P
PB-5ROV104-R	PB-5ROH104-R	6.0	11.3	13.0	0.5	20	15	25	20	2.0	7.3
PB-5ROV474-R	PB-5ROH474-R	9.0	17.3	14.5	0.5	20	15	25	20	2.0	11.8
PB-5ROV105-R	PB-5ROH105-R	9.0	17.3	22.0	0.5	20	15	25	20	2.0	11.8
<b>Tolerances</b>		<b>Maximum</b>			± 0.02	<b>Minimum</b>				± 0.5	



Vertical



Horizontal

### Part numbering system

P	B	5	R	0	V	47	4	-R
Family Code	Version		Voltage (V) R = Decimal		Configuration	Capacitance (μF)		
						Value	Multiplier	Standard product
P Family	B-High capacitance		5R0 = 5.0 V		V = Vertical H = Horizontal	Example: 474 = 47 x 474 or 0.47 F		

### Packaging information

- Standard packaging: Bulk, 100 units per bag
- Larger bulk packages available on request

### Part marking

- Manufacturer
- Capacitance (F)
- Max Operating Voltage (V)
- Family Code (or part number)
- Polarity