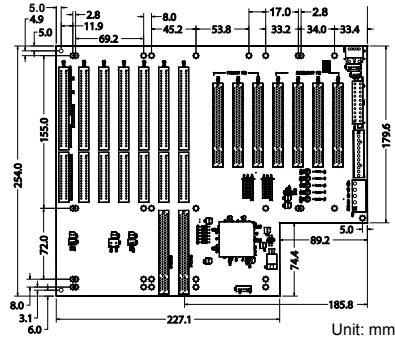





## PICMG 1.0 (Full-size PCI/ISA) Backplane

### PBPX-14P7



\* PICMG 1.0 Compliant

System	PICMG	PCI	ISA
Single	2	7	5

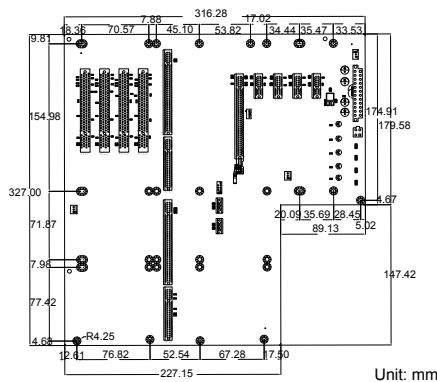
**Dimensions**  
316.2 x 254 mm (12.4" x 10")

**Work with Industrial Chassis**  
IEC-822B (Page 132)

**Work with SBC**  
Full-size series (Page 72)

## PICMG1.3 (Full-size SHB) Passive Backplane

### PBPE-10SA



\* PICMG 1.3 Compliant

System	PCIe x16	PCIe x1	PCI
Single	1	4	4

**Dimensions**  
316.28 x 327 mm (12.45" x 12.87")

**Power Input Connector**  
1 x 24-pin ATX power connector  
1 x 4-pin 12V power connector

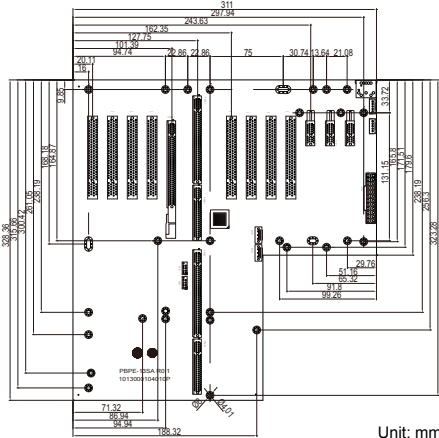
**USB Connector**  
2 x USB 2.0 ports

**Storage Interface**  
2 x SATAII

**Work with Industrial Chassis**  
IEC-822 Chassis (Page 132)

**Work with SBC**  
Full-size HiCORE-i945A, HiCORE-i67Q2

### PBPE-13SA



\* PICMG 1.3 Compliant

System	PCIe x16	PCIe x1	PCI
Single	1	3	8

**Dimensions**  
311 x 327 mm (12.24" x 12.87")

**Power Input Connector**  
1 x 24-pin ATX power connector

**USB Connector**  
4 x USB 2.0 ports

**Storage Interface**  
2 x SATAII

**Work with Industrial Chassis**  
IEC-822 Chassis (Page 132)

**Work with SBC**  
Full-size HiCORE-i945A, HiCORE-i67Q2