


Half-Size SBC Backplanes

ISA Half-size SBC Backplanes


PCA-6104-0C2E

- Segments: 1
- Slots: 4 ISA
- Size: 94.7 x 186 mm (3.7" x 7.3")
- Ordering Information: PCA-6104-0C2E




PCA-6106-0B2E

- Segments: 1
- Slots: 6 ISA
- Size: 142 x 175 mm (5.59" x 6.89")
- Compatible with IPC-6806S, IPC-6006S, IPC-3026
- Ordering Information: PCA-6106-0B2E




PCA-6108E-0C2E

- Segments: 1
- Slots: 8 ISA
- Size: 180 x 190 mm (7.09" x 7.48")
- Compatible with IPC-6908
- Ordering Information: PCA-6108E-0C2E



PCA-6108-0B2E


- Segments: 1
- Slots: 8 ISA
- Size: 222 x 171 mm (8.74" x 6.73")
- Only for commercial PC chassis (baby AT size)
- Ordering Information: PCA-6108-0B2E



PCI Half-size SBC Backplanes


PCA-6104P4-0B2E

- Segments: 1
- Slots: 4 PCI
- Size: 110 x 180 mm (4.3" x 7")
- Ordering Information: PCA-6104P4-0B2E




PCA-6105P5-0B2E

- Segments: 1
- Slots: 5 PCI
- Size: 143 x 155 mm (5.6" x 6")
- Compatible with ACP-4D00, IPC-6806S, IPC-6006S, IPC-3026
- Ordering Information: PCA-6105P5-0B2E




PCA-6108P8-0A2E

- Segments: 1
- Slots: 8 PCI
- Size: 182 x 185 mm (7.2" x 7.3")
- Compatible with IPC-6908
- Ordering Information: PCA-6108P8-0A2E



PCI-7103P1V-01A1E


- Segments: 1
- Slots: 1 PCI, 1 PCIe x 4 (in PCIe x 8 slot)
- Size: 252 x 41 mm (9.9" x 1.6")
- Compatible with IPC-120 chassis
- Compatible with PCI-7031DF and PCI-7032F CPU cards
- Ordering Information: PCI-7103P1V-01A1E



PICMG 1.3 Half-size SHB Backplanes


PCE-3B06-00A1E

- 6 slot backplane for 6-slot chassis
- Segments:1
- One CPU card slot
- PCIe slot: One x16, four x1
- Size: 142 x 176 mm (5.59" x 6.92")
- Compatible with ACP-4D00, IPC-6806S, IPC-3026
- Ordering information: PCE-3B06-00A1E




PCE-3B06-03A1E

- 6 slot backplane for 6-slot chassis
- Segments:1
- One CPU card slot
- PCIe slot: One x16, One x1
- PCI slot: Three 32/33
- Size: 142 x 176 mm (5.59" x 6.92")
- Compatible with ACP-4D00, IPC-6806S, IPC-3026
- Ordering information: PCE-3B06-03A1E




PCE-3B06-02A1E

- 6-slot backplane for 6-slot chassis
- Segments:1
- One CPU card slot
- PCIe slot: One x16, Two x1
- PCI slot: Two 32 bit/33MHz
- Size: 142 x 176 mm (5.59" x 6.92")
- Compatible with ACP-4D00, IPC-6806S, IPC-3026
- Ordering information: PCE-3B06-02A1E




PCE-3B03A-00A1E

- 3 slot backplane for compact-sized wall-mount chassis
- Segments:1
- One CPU card slot
- PCIe slot: One x16, One x4
- Size: 173 x 86.3 mm (6.81" x 3.39")
- Compatible with IPC-3012
- Ordering information: PCE-3B03A-00A1E




PCE-3B03-01A1E

- 3 slot backplane for compact-sized wall-mount chassis
- Segments:1
- One CPU card slot
- PCIe slot: One x16
- PCI slot: One 32 bit/33MHz
- Size: 173 x 86.3 mm (6.81" x 3.39")
- Compatible with IPC-3012
- Ordering information: PCE-3B03-01A1E



PCE-3B12-08A1E

- 12-slot backplane for 14-slot half-sized chassis
- Segments:1
- One CPU card slot
- PCIe slot: One x16, Two x1
- PCI slot: Eight 32 bit/33MHz
- Size: 315 x 185 mm (12.4" x 7.28")
- Compatible with IPC chassis: ACP-4020
- Ordering information: PCE-3B12-08A1E



PCE-4B13-00A1E

- 13-slot backplane for 14-slot half-sized chassis
- Segments: 1
- One CPU card slot
- PCIe slot: One x8, Eleven x4
- PCI slot: N/A
- Size: 315 x 243.84 mm (12.4" x 9.6")
- Compatible with IPC chassis: ACP-4020
- Ordering information: PCE-4B13-00A1E

