



PicoDot™

Installation Sheet

Einbauhinweise

Consiglio d'installazione

Conseils d'installation

取扱説明書

Folleto de instalación

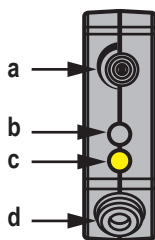


TYPE	DESCRIPTION	BESCHREIBUNG	DESCRIZIONE	DESCRIPTION	検出距離・モード	DESCRIPCIÓN
PD45VP6C100	100 mm Convergent red	100 mm Winkellichttaster - rot	100 mm Convergente - rosso	100 mm Convergent - rouge	100 mm 限定反射形 赤色可視光	100 mm Focalizada -rojo
PD45VP6C100Q						
PD45VN6C100						
PD45VN6C100Q						
PD45VP6C200	200 mm Convergent red	200 mm Winkellichttaster - rot	200 mm Convergente - rosso	200 mm Convergent - rouge	200 mm 限定反射形 赤色可視光	200 mm Focalizada -rojo
PD45VP6C200Q						
PD45VN6C200						
PD45VN6C200Q						

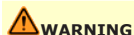


SPECIFICATION	CHARAKTERISTIKEN	SPECIFICHE	CARACTÉRISTIQUES	仕様	CARACTERÍSTICAS	
Supply Voltage	Betriebsspannung	Tensione di alimentazione	Tension d'alimentation	電源電圧	Tensión de alimentación	10...30 VDC
Load Current (max.)	Bemessungsbetriebsstrom	Corrente a carico continuo	Courant de charge	負荷電流	Corriente de carga continua	150 mA
Enclosure	Schutzart	Classe di protezione	Mode de protection	保護構造	Tipo de protección	IP54
Circuit Protection*	Schutzschaltungen	Protezione	Protection	保護回路	Protección	A + B*
Temperature Rating	Zul. Umgebungstemperatur	Temperatura di funzionamento	Température ambiante admissible	使用周囲温度範囲	Intervalo de temperatura	-10 °C to +45 °C (+14 °F to +113 °F)
*Reverse polarity (A)	*Verpolschutz (A)	*Inversione di polarità (A)	*Inversion de polarité (A)	*逆配 (A)	*Inversión de polaridad (A)	
*Short-circuit (B)	*Kurzschlusschutz (B)	*Cortocircuito (B)	*Cours-circuits (B)	*短絡 (B)	*Cortocircuitos (B)	


PACKING LIST	LIEFERUMFANG	PACKING LIST	LIVRAISON	同梱品リスト	ALBARAN
Sensor	Sensor	Sensore	Détecteur	センサ	Sensor
PICO-DOT Accessories Kit	PICO-DOT Zubehör-Set	PICO-DOT Kit accessori	PICO-DOT Kit d'accessoires	PICO-DOT アクセサリーキット	PICO-DOT Kit accesorios
Datasheet	Datenblatt	Data sheet	Notice technique	データシート	Hoja de características



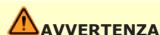
a	Sensitivity adjustment	Empfindlichkeitseinstellung	Sensibilità regolabile	Réglage de sensibilité	感度調整ボリューム	Calibración de sensibilidad
b	Green LED - power-on Flashing - overload	grüne LED - Betriebsspannung	LED verde - tensione di alimentazione	LED verte - tension de service	電源表示 (緑 ; 過負荷時点滅)	LED verde - alimentación
c	Yellow LED - output indicator Flashing - low gain	gelbe LED - Ausgangsanzeige	LED giallo - indicazione dell'uscita	LED jaune - visualisation de la sortie	受光量表示 (黄)	LED amarillo - indicador de la salida
d	Cable or Quick Disconnect (OD)	Kabel oder Schnellanschluss (QD)	Cavo o connettore a sgancio rapido (QD)	Câble ou raccord QD	ケーブルまたはQDコネクタ	Cable o desconexión rápida (QD)



WARNING
Not To Be Used for Personnel Protection
Never use this device as a sensing device for personnel protection. Doing so could lead to serious injury or death. This device does not include the self-checking redundant circuitry necessary to allow its use in personnel safety applications. A sensor failure or malfunction can cause either an energized or de-energized sensor output condition.



WARNUNG
Darf nicht für den Personenschutz verwendet werden
Dieses Gerät darf nicht als Sensor zum Personenschutz eingesetzt werden. Eine Nichtbeachtung kann schwere Verletzungen oder Tod zur Folge haben. Dieses Gerät verfügt nicht über die selbstüberwachenden redundanten Schaltungen, die für Personenschutz-Anwendungen erforderlich sind. Ein Sensorausfall oder Defekt kann zu unvorherbarem Schaltverhalten des Ausgangs führen.



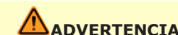
AVVERTENZA
Non usare per la protezione del personale
Non usare questo dispositivo come dispositivo di rilevamento per la protezione del personale. Il mancato rispetto di questo requisito può comportare gravi lesioni fisiche o morte. Questo dispositivo non è dotato dei circuiti di autodiagnostica ridondanti necessari per permetterne l'uso in applicazioni di sicurezza del personale. Pertanto, guasti o cattivi funzionamenti del sensore possono provocare variazioni del segnale in uscita.



AVERTISSEMENT
A ne pas utiliser en guise de protection individuelle
Ce produit ne doit pas être utilisé en tant que système de détection destiné à la protection individuelle. Une utilisation dans de telles conditions pourrait entraîner des dommages corporels graves, voire mortels. Ce produit n'est pas équipé de circuit redondant d'autodiagnostic nécessaire pour être utilisé dans des applications de protection personnelle. Une panne du capteur ou un mauvais fonctionnement peut entraîner l'activation ou la désactivation de la sortie.



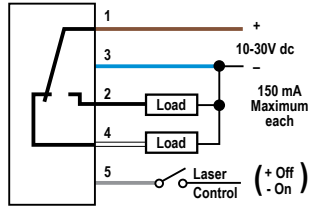
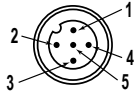
警告
人身防護用に使用しないでください
本製品を人身保護用の検出装置として使用しないでください。重大なけがや死亡事故に繋がる危険があります。本製品は、安全関連のアプリケーションに使用する上で最低限必要な二重化回路と自己診断機能を内蔵していません。本製品の故障または誤動作により、出力がONになる場合とOFFになる場合のどちらの場合もあります。



ADVERTENCIA
No se debe utilizar como protección personal
No utilice nunca este dispositivo como dispositivo de detección con fines de protección personal. De ser así, podrían producirse lesiones graves o incluso la muerte. Este dispositivo no incluye los circuitos redundantes de autocontrol necesarios para permitir su uso en aplicaciones de seguridad personal. Un error de funcionamiento o un fallo del sensor pueden provocar una situación de salida del sensor con corriente o sin corriente.

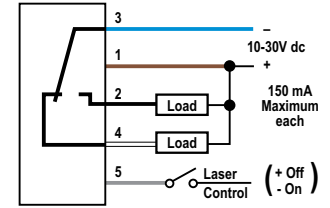


PD45-VP6-...

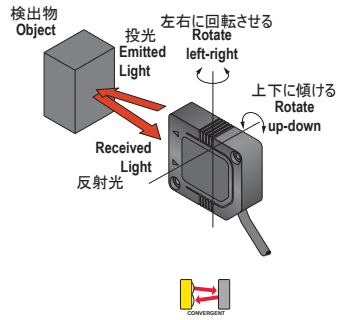


	CONNECTIONS	ANSCHLUSS	CONNESSIONE	RACCORDAMENT	配線	CONEXIONES
1	Brown	braun	marrone	brun	茶	marrón
2	White	weiß	bianco	blanc	白	blanco
3	Blue	blau	blu	bleu	青	azul
4	Black	schwarz	nero	noir	黒	negro
5	Gray	grau	grigio	gris	灰	gris
LOAD	Load	Last	Carico	Charge	負荷	Carga

PD45-VN6-...



ALIGNMENT
JUSTAGE
ALLINEAMENTO
REGLAGE
 光軸調整
ALINEACION



Banner Engineering Corp. Limited Warranty

Banner Engineering Corp. warrants its products to be free from defects in material and workmanship for one year following the date of shipment. Banner Engineering Corp. will repair or replace, free of charge, any product of its manufacture which, at the time it is returned to the factory, is found to have been defective during the warranty period. This warranty does not cover damage or liability for misuse, abuse, or the improper application or installation of the Banner product.

THIS LIMITED WARRANTY IS EXCLUSIVE AND IN LIEU OF ALL OTHER WARRANTIES WHETHER EXPRESS OR IMPLIED (INCLUDING, WITHOUT LIMITATION, ANY WARRANTY OF MERCHANTABILITY OR FITNESS FOR A PARTICULAR PURPOSE), AND WHETHER ARISING UNDER COURSE OF PERFORMANCE, COURSE OF DEALING OR TRADE USAGE.

This Warranty is exclusive and limited to repair or, at the discretion of Banner Engineering Corp., replacement. **IN NO EVENT SHALL BANNER ENGINEERING CORP. BE LIABLE TO BUYER OR ANY OTHER PERSON OR ENTITY FOR ANY EXTRA COSTS, EXPENSES, LOSSES, LOSS OF PROFITS, OR ANY INCIDENTAL, CONSEQUENTIAL OR SPECIAL DAMAGES RESULTING FROM ANY PRODUCT DEFECT OR FROM THE USE OR INABILITY TO USE THE PRODUCT, WHETHER ARISING IN CONTRACT OR WARRANTY, STATUTE, TORT, STRICT LIABILITY, NEGLIGENCE, OR OTHERWISE.**

Banner Engineering Corp. reserves the right to change, modify or improve the design of the product without assuming any obligations or liabilities relating to any product previously manufactured by Banner Engineering Corp. Any misuse, abuse, or improper application or installation of this product or use of the product for personal protection applications when the product is identified as not intended for such purposes will void the product warranty. Any modifications to this product without prior express approval by Banner Engineering Corp will void the product warranties. All specifications published in this document are subject to change; Banner reserves the right to modify product specifications or update documentation at any time. Specifications and product information in English supersede that which is provided in any other language. For the most recent version of any documentation, refer to www.bannerengineering.com.

For patent information, see www.bannerengineering.com/patents.