



Features

- Low torque
- Carbon element
- Plain or knurled shaft option
- Metal bushing
- Metal shaft
- Rear solder lugs
- Audio or linear taper options



- Variety of resistance values
- RoHS compliant*

PDB241-GTR Series - 24 mm Guitar Potentiometer

Electrical Characteristics

Taper.....Audio, linear
 Standard Resistance10K to 1M ohms
 Standard Resistance Tolerance.....±20 %

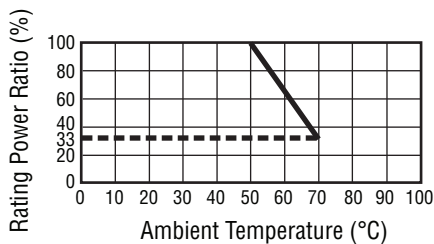
Environmental Characteristics

Operating Temperature-10 °C to +70 °C
 Power Rating0.25 watt
 Maximum Operating Voltage250 V
 Rotational Noise150 mV max.

Mechanical Characteristics

Mechanical Angle300 ° ±5 °
 Rotational Torque10 to 45 g-cm
 Stop Strength.....8 kg-cm min.
 Rotational Life.....15,000 cycles min.
 Soldering Condition
 Manual Soldering300 °C within 3 seconds
 Wave Soldering260 °C within 3 seconds
 HardwareTwo flat washers and two mounting nuts supplied per potentiometer

Derating Curve

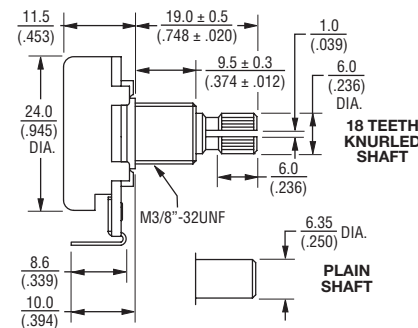


Standard Resistance Table

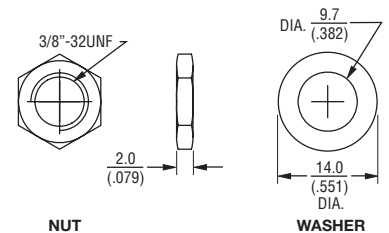
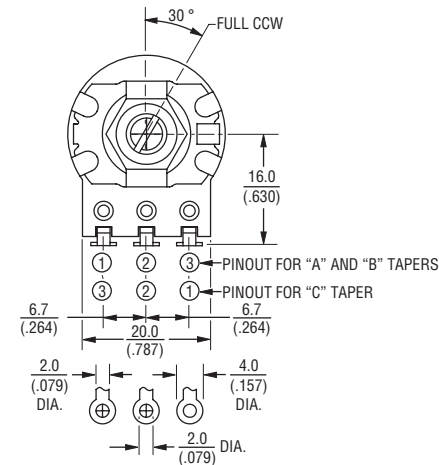
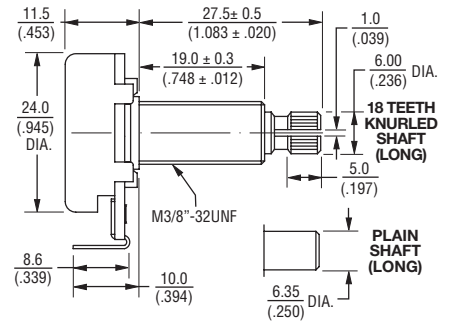
Resistance (Ohms)	Resistance Code
10,000	103
25,000	253
50,000	503
100,000	104
250,000	254
300,000	304
500,000	504
1,000,000	105

Product Dimensions

PDB241-GTR01




PDB241-GTR03

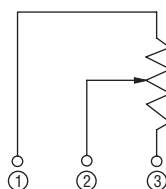


TOLERANCES:
 UNDER 10.0 = ±0.3 / (±0.12) 10.0 ~ 100 = ±0.5 / (±0.20)

DIMENSIONS: MM / (INCHES)



Circuit



How To Order

PDB24 1 - GTR 01 - 504 A2

Model _____
 Number of Units _____
 1 = Single
 Guitar Pot Designator _____
 Configuration _____
 01 = Knurled Shaft / Solder Lugs
 02 = Plain Shaft / Solder Lugs
 03 = Knurled Shaft (Long) / Solder Lugs
 04 = Plain Shaft (Long) / Solder Lugs
 Resistance Code (See Table) _____
 Resistance Taper (See Taper Charts) _____



WARNING Cancer and Reproductive Harm
www.P65Warnings.ca.gov

*RoHS Directive 2015/863, Mar 31, 2015 and Annex.
 Specifications are subject to change without notice.

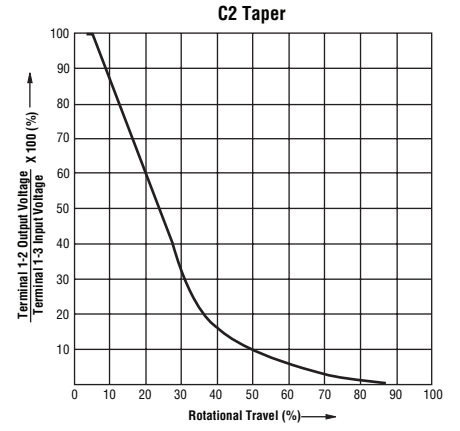
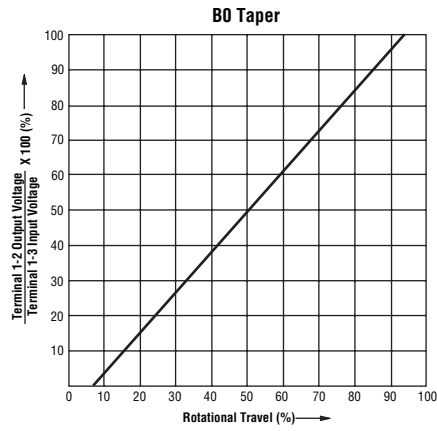
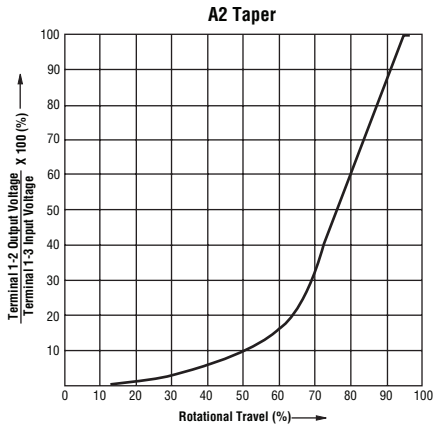
Users should verify actual device performance in their specific applications.

The products described herein and this document are subject to specific legal disclaimers as set forth on the last page of this document, and at www.bourns.com/docs/legal/disclaimer.pdf.

PDB241-GTR Series - 24 mm Guitar Potentiometer

BOURNS®

Taper Charts



Other tapers available.

REV. 05/20

Specifications are subject to change without notice.

Users should verify actual device performance in their specific applications.

The products described herein and this document are subject to specific legal disclaimers as set forth on the last page of this document, and at www.bourns.com/docs/legal/disclaimer.pdf.