






THT Current Sense Transformers & Inductors



-  VDE Approved
-  Designed for switching power supply applications
-  Transformer meets EN62368-1 insulation requirements
-  Frequency range from 20kHz to 200kHz

Electrical Specifications @ 25°C - Operating Temperature -40°C to +125°C

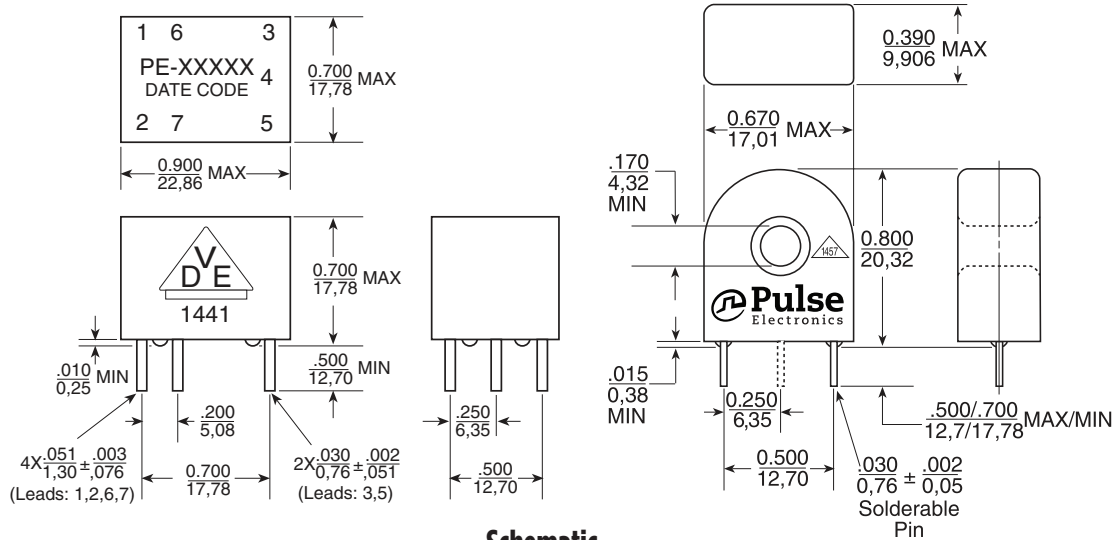
Part Number Transformer with 2-1 T Primaries	Schem. Figure	Part Number Transformer with 1T Primary	Schem. Figure	Part Number Inductor without Primary	Schem. Figure	Turns Ns	Secondary Inductance MH (MIN)	Secondary Inductance Test Voltage (15.75 KHz)	RS (Ω MAX)	RT (Ω MAX)	Primary Unipolar Amp μ Sec. Rating (MAX)	Primary Bipolar Amp μ Sec. Rating (MAX)
—	1C	PE-63586NL	1A	PE-51686NL	2A	50	5.0	0.5	0.7	50	150	300
PE-64487NL	1C	PE-63587NL	1A	PE-51687NL	2A	100	2.0	1.0	1.40	100	300	600
PE-64488NL	1C	PE-63588NL	1A	PE-51688NL	2A	200	80.0	2.0	4.50	200	600	1200
PE-64517NL	1D	—	—	PE-51717NL	2B	50CT	5.0	0.5	0.7	50	150	300
PE-64518NL	1D	PE-63618NL	1B	PE-51718NL	2B	100CT	20.0	1.0	1.40	100	300	600
PE-64519NL	1D	PE-63619NL	1B	PE-51719NL	2B	200CT	80.0	2.0	4.50	200	600	1200
—	—	PE-63691NL	1B	—	—	300CT	180.0	3.0	11.0	300	900	1800

Notes:

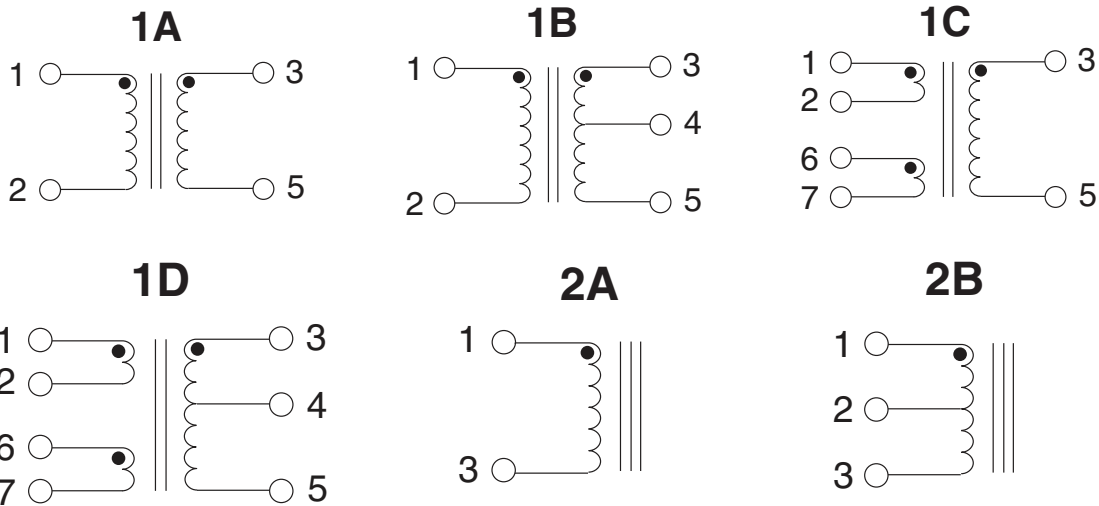
1. Maximum ratings specified with rated secondary terminating resistance and 1 turn primary.
2. Amp-microsend (AμSec.) rating of primary equals volt microsend (VμSec.) rating of secondary when secondary is terminated in rated resistance. (Amp - microsend is equal to the product of a square pulse of current in amps, times the current pulse width in microseconds).
3. Maximum operating temperature 105°C (ambient plus rise).
4. When terminated with rated terminating resistance, the inductor scale factor is $V_{out} = 1$ volt per amp. for center tapped units terminating resistance for each half of winding is listed value divided by two.
5. 1 turn primary peak sense current is 20 amps for all parts listed above.

Mechanicals

PE-XXXXX



Schematic



For More Information

Pulse Worldwide Headquarters

15255 Innovation Drive Ste 100
San Diego, CA 92128
U.S.A.

Pulse Europe

Pulse Electronics GmbH
Am Rottland 12
58540 Meinerzhagen
Germany

Pulse China Headquarters

Pulse Electronics (ShenZhen) CO., LTD
D708, Shenzhen Academy of
Aerospace Technology,
The 10th Keji South Road,
Nanshan District, Shenzhen, P.R.
China 518057

Pulse North China

Room 2704/2705
Super Ocean Finance Ctr.
2067 Yan An Road West
Shanghai 200336
China

Pulse South Asia

3 Fraser Street
0428 DUO Tower
Singapore 189352

Pulse North Asia

1F, No.111
Xiyuan Road
Zhongli District
Taoyuan City 32057
Taiwan (R.O.C)

Tel: 858 674 8100
Fax: 858 674 8262

Tel: 49 2354 777 100
Fax: 49 2354 777 168

Tel: 86 755 33966678
Fax: 86 755 33966700

Tel: 86 21 62787060
Fax: 86 2162786973

Tel: 65 6287 8998
Fax: 65 6280 0080

Tel: 886 3 4356768
Fax: 886 3 4356820

Performance warranty of products offered on this data sheet is limited to the parameters specified. Data is subject to change without notice. Other brand and product names mentioned herein may be trademarks or registered trademarks of their respective owners. © Copyright, 2019. Pulse Electronics, Inc. All rights reserved.