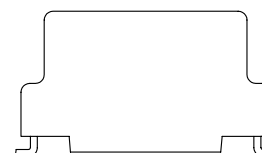
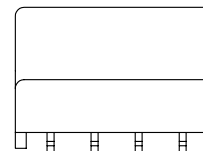


NOTES:

1. ROHS COMPLIANT
2. HEADER: PHENOLIC WITH FLAMMABILITY RATING UL 94V-0 OR BETTER.
3. STORAGE TEMPERATURE: -20°C TO +125°C
4. COMPLIANCE TO J-STD:
 - A. J-STD-002: SOLDERABILITY AT 245°C REFLOW PROFILE
 - B. J-STD-020: LEVEL 1, NO MOISTURE SENSITIVE
 - C. J-STD-075: R7, 245°C MAXIMUM THROUGH REFLOW SOLDER
5. TO ORDER TAPE & REEL PACKAGING ADD A "T" SUFFIX TO THE PART NUMBER(i.e PE-65848FNL BECOMES PE-65848FNLT).

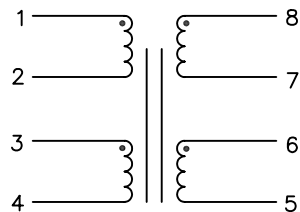


FINAL OUTLINE

© Copyright, 2014. Pulse Electronics Corp. All rights reserved. Pulse confidential & proprietary. (06/30/14)

PRODUCT DESCRIPTION	TLA DRAWING	PS DRAWING	SHEET	PART NO.	DATASHEET REV.
XFMR,SGL,ECH,LA,1.25MB,NL	PE-65848FNL-10	PS-2752.001-B	1 OF 3	PE-65848FNL	A

ELECTRICAL CHARACTERISTICS AT +25°C UNLESS OTHER SPECIFIED



SCHEMATIC

PARAMETER	SPECIFICATIONS	
OPERATING TEMP	0°C - 70 °C	
POLARITY	PER SCHEMATIC	
URNS RATIO @10 KHZ, 0.2 VRMS	$\frac{(1-2)}{(3-4)} = \frac{(1-2)}{(8-7)} = \frac{(8-7)}{(6-5)} = 1 \pm 2\%$	
PRIMARY INDUCTANCE: @.10 VRMS, 100 KHZ	(8-5) WITH (7-6) SHORTED = 3.5 mH MINIMUM, 6.5 mH MAXIMUM (8-5) WITH (7-6) SHORTED = 3.0 mH MINIMUM AT 0°C	
LEAKAGE INDUCTANCE (LL) @.02 VRMS, 100 KHZ	(8-5) WITH (7-6),(1-4),(2-3) SHORTED = .80 uH MAXIMUM	
CWW @.02 mVRMS, 100 KHZ	(1-4) TO (8-5) WITH (2-3),(7-6) SHORTED = 40 pF MAXIMUM	
DCR:	0.50 OHMS MAXIMUM	
DISTRIBUTED CAPACITANCE: @.02 VRMS, 3 MHZ	(8-5) WITH (7-6) SHORTED = 11 pF MAXIMUM	
CMRR	1 MHZ	8 MHZ
	-40 dB MINIMUM	-26 dB MINIMUM
HIPOT:	1500 VRMS FOR 60 SECONDS	

© Copyright, 2014. Pulse Electronics Corp. All rights reserved. Pulse confidential & proprietary. (06/30/14)

PRODUCT DESCRIPTION	TLA DRAWING	PS DRAWING	SHEET	PART NO.	DATASHEET REV.
XFMR,SGL,ECH,LA,1.25MB,NL	PE-65848FNL-10	PS-2752.001-B	2 OF 3	PE-65848FNL	A