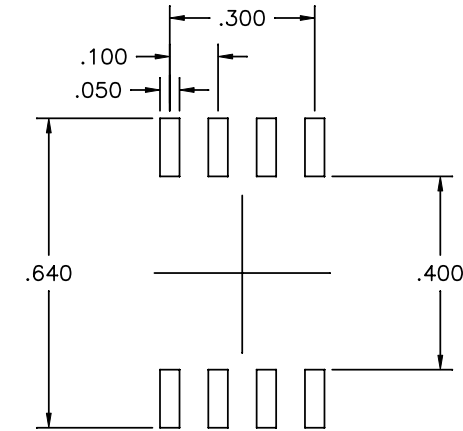
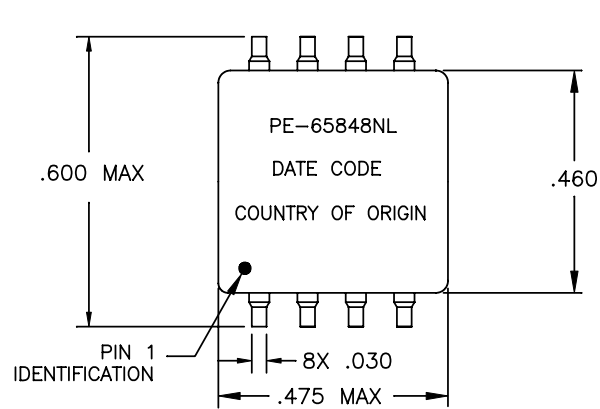


NOTES: UNLESS OTHERWISE SPECIFIED

1.

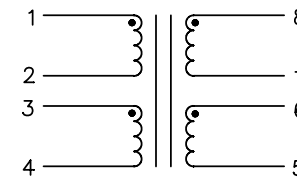
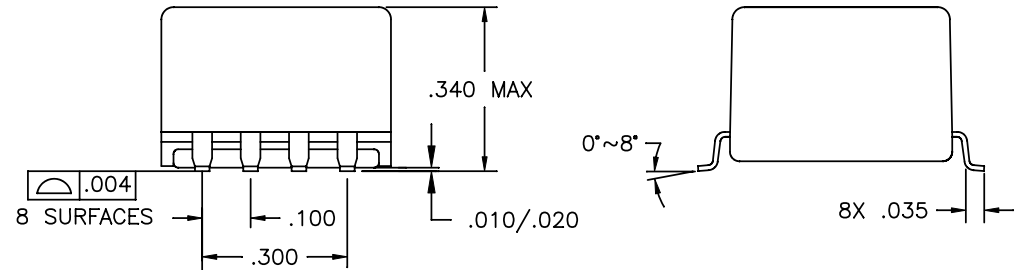
NOTICE:	THIS IS A RoHS COMPLIANT COMPONENT/PRODUCT. ALL ENGINEERING CHANGES MUST HAVE PRIOR APPROVAL BY THE DESIGN CENTER.
RoHS	✓
2. PLASTIC: THERMOSET PLASTIC MATERIAL WITH FLAMMABILITY RATING UL 94V-0 OR BETTER.
3. SOLDERABILITY: CONFORMS TO ANSI/J-STD-002, 245°C REFLOW PEAK TEMPERATURE PER IPC/EIA J-STD-003A
4. OPERATING TEMPERATURE: 0°C TO +70°C
5. STORAGE TEMPERATURE: -20°C TO +125°C
6. JEDEC MOISTURE: LEVEL 1
7. DIMENSIONS ARE IN INCHES WITH THE FOLLOWING TOLERANCES:
.XX = ±.02 .XXX = ±.010



SUGGESTED LAND PATTERN

ELECTRICAL CHARACTERISTICS AT +25°C UNLESS OTHER SPECIFIED

No.	PARAMETER	SPECIFICATION	
1	URNS RATIO @.10 KHZ, 0.2 VRMS	$\frac{(1-2)}{(3-4)} = \frac{(1-2)}{(8-7)} = \frac{(8-7)}{(6-5)} = 1 \pm 2\%$	
2	PRIMARY INDUCTANCE: @.10 VRMS, 100 KHZ	(8-5) WITH (7-6) SHORTED = 3.5 mH MINIMUM, 6.5 mH MAXIMUM (8-5) WITH (7-6) SHORTED = 3.0 mH MINIMUM AT 0°C	
3	LEAKAGE INDUCTANCE (LL) @.02 VRMS, 100 KHZ	(8-5) WITH (7-6),(1-4),(2-3) SHORTED = .80 uH MAXIMUM	
4	CWW @.02 mVRMS, 100 KHZ	(1-4) TO (8-5) WITH (2-3),(7-6) SHORTED = 40 pF MAXIMUM	
5	DCR:	0.50 OHMS MAXIMUM	
6	DISTRIBUTED CAPACITANCE: @.02 VRMS, 3 MHZ	(8-5) WITH (7-6) SHORTED = 11 pF MAXIMUM	
7	CMRR	1 MHZ	8 MHZ
		-40 dB MINIMUM	-26 dB MINIMUM
8	HIPOT:	1500 VRMS FOR 60 SECONDS	



SCHEMATIC

© Copyright, 2013. Pulse Electronics Corp. All rights reserved. Drawing specifications subject to change without notice. (08/08/13)

PULSE CONFIDENTIAL & PROPRIETARY	PRODUCT DESCRIPTION	PS DRAWING	SHEET:	DWG. NO./ PART NO.	REV.
		XFMR,SGL,ECH,LA, 1.25MB,NL	-	1	PE-65848NL