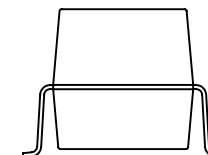
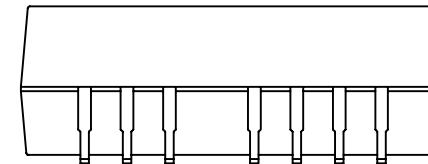
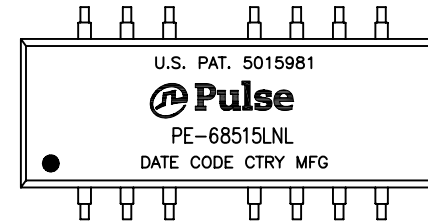


NOTES:

1. ROHS COMPLIANT
2. HEADER: THERMOSET PLASTIC MATERIAL WITH FLAMMABILITY RATING UL 94V-0 OR BETTER.
3. STORAGE TEMPERATURE: -20°C TO +125°C
4. COMPLIANCE TO J-STD:
 - A. J-STD-002: SOLDERABILITY AT 245°C REFLOW PROFILE
 - B. J-STD-020: LEVEL 4, MOISTURE SENSITIVE
 - C. J-STD-075: R7, 245°C MAXIMUM THROUGH REFLOW SOLDER
5. TO ORDER TAPE & REEL PACKAGING ADD A "T" SUFFIX TO THE PART NUMBER(i.e PE-68515LNL BECOMES PE-68515LNL T).

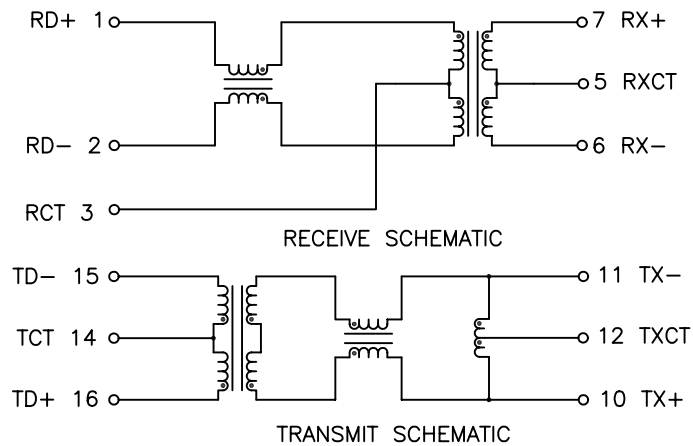


FINAL OUTLINE

© Copyright, 2014. Pulse Electronics Corp. All rights reserved. Pulse confidential & proprietary. (10/22/14)

PRODUCT DESCRIPTION	TLA DRAWING	PS DRAWING	SHEET	PART NO.	DATASHEET REV.
MDL,SIN,100D,1:1,SM,TU	PE-68515LNL-11	-	1 OF 3	PE-68515LNL	A

ELECTRICAL CHARACTERISTICS AT +25°C UNLESS OTHER SPECIFIED



PARAMETER	SPECIFICATIONS			
OPERATING TEMP	0°C – 70°C			
URNS RATIO	1.00 ± 2%			
POLARITY	PER SCHEMATIC			
INSERTION LOSS	100 KHz	32–62 MHz	100 MHz	140 MHz
	-1.2 dB MAX	-1 dB MAX	-1.6 dB MAX	-3 dB MAX
RETURN LOSS (Z OUT = 100 OHM±15%)	1–30 MHz	40 MHz	50 MHz	60–80 MHz
	-16 dB MIN	-13.5 dB MIN	-11.5 dB MIN	-10 dB MIN
CROSSTALK, ADJACENT CHANNELS	32 MHz	62–100 MHz		
	-40 dB MIN	-38 dB MIN		
DIFFERENTIAL TO COMMON MODE REJECTION RATIO	32 MHz	62 MHz	100 MHz	200 MHz
	-42 dB MIN	-37 dB MIN	-33 dB MIN	-25 dB MIN
DC RESISTANCE 1/2 WINDING	.60 OHMS MAX			
DC RESISTANCE IMBALANCE	±.065 OHMS MAX (CENTER TAP SYMMETRY)			
INPUT – OUTPUT ISOLATION	1500 VRMS MIN @ 60 SECONDS			

© Copyright, 2014. Pulse Electronics Corp. All rights reserved. Pulse confidential & proprietary. (10/22/14)

PRODUCT DESCRIPTION	TLA DRAWING	PS DRAWING	SHEET	PART NO.	DATASHEET REV.
MDL,SIN,100D,1:1,SM,TU	PE-68515LNL-11	-	2 OF 3	PE-68515LNL	A