



PE1605M1Q

Ultra Low Capacitance ESD Protection

Voltage

5 V

Features

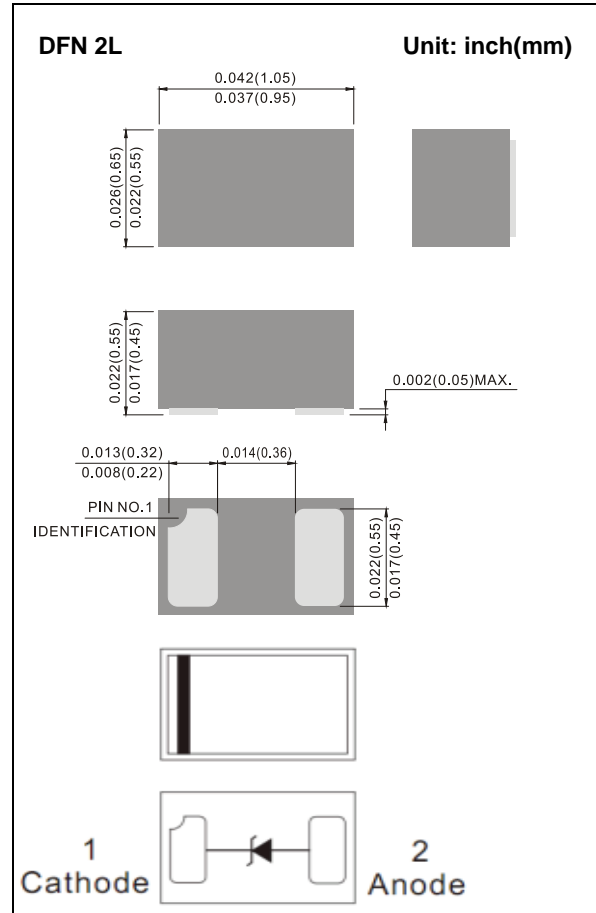
- IEC61000-4-2(ESD) : ±20kV Air, ±15kV Contact
- IEC61000-4-4(EFT) : 40A(5/50ns)
- IEC61000-4-5(Lightning) : 4A(8/20μS)
- Low leakage current, maximum of 50nA at rated voltage
- Ultra low capacitance
- Low clamping voltage
- Lead free in compliance with EU RoHS2.0 (2011/65/EU & 2015/865/EU directive)
- Green molding compound as per IEC61249 Std. . (Halogen Free)

Mechanical Data

- Case: Molded plastic, DFN 2L
- Approx. Weight: 0.00004 ounces, 0.0011 gram

Applications

- USB 3.0 Data Line Protection
- Mobile Phones and accessories
- Hand held portable
- Digital Cameras
- Computer Interfaces Protection
- Serial and Parallel Ports Protection
- Control Signal Lines Protection



Maximum Ratings

PARAMETER	SYMBOL	VALUE	UNITS
ESD IEC61000-4-2(Air)	V_{ESD}	±20	kV
ESD IEC61000-4-2(Contact)		±15	
Operating Junction Temperature Range	T_J	-55 to +150	°C
Storage Temperature Range	T_{STG}	-55 to +150	°C



PE1605M1Q

Electrical Characteristics

PARAMETER	SYMBOL	TEST CONDITION	MIN.	TYP.	MAX.	UNITS
Reverse Stand-Off Voltage ^(Note 1)	V_{RWM}	-	-	-	5	V
Reverse Breakdown Voltage	V_{BR}	$I_{BR}=1mA$	5.5	-	-	V
Reverse Leakage Current	I_R	$V_R=5.0V$	-	-	50	nA
Clamping Voltage	V_{CL}	$I_{PP}=1A, t_p=8/20\mu s$	-	-	10	V
		$I_{PP}=4A, t_p=8/20\mu s$	-	-	15	V
Clamping Voltage TLP ^(Note 2)	V_{CL}	$I_{PP}=8A, t_p=100ns$	-	16	-	V
		$I_{PP}=16A, t_p=100ns$	-	23.5	-	V
Dynamic Resistance	R_{DYN}	$t_p=100ns$	-	0.94	-	Ω
Off State Junction Capacitance	C_J	2.5Vdc Bias f=1MHz	-	0.3	0.35	pF

Note :

1. A transient suppressor is selected according to the working peak reverse voltage(V_{RWM}), which should be equal to or greater than the DC or continuous peak operation voltage level.
2. Testing using Transmission Line Pulse (TLP) conditions: $Z_0 = 50\Omega, t_p = 100 ns$.



PE1605M1Q

TYPICAL CHARACTERISTIC CURVES

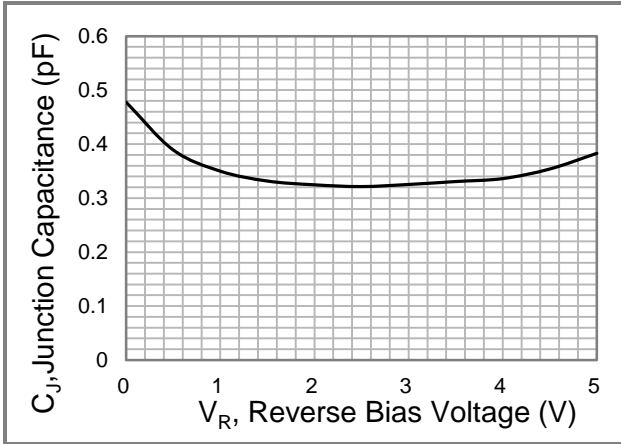


Fig.1 Typical Junction Capacitance

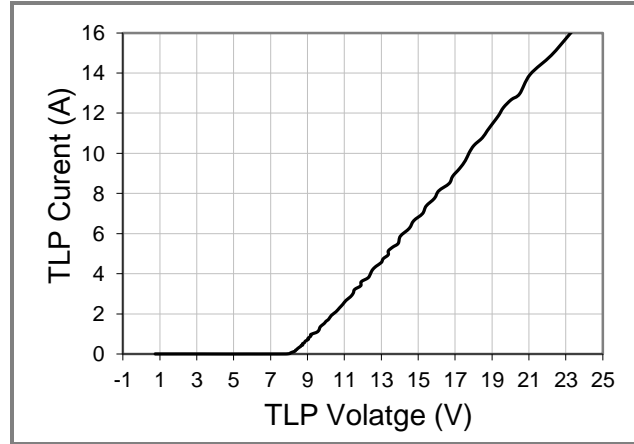


Fig.2 Transmission Line Pulsing (TLP) Measurement

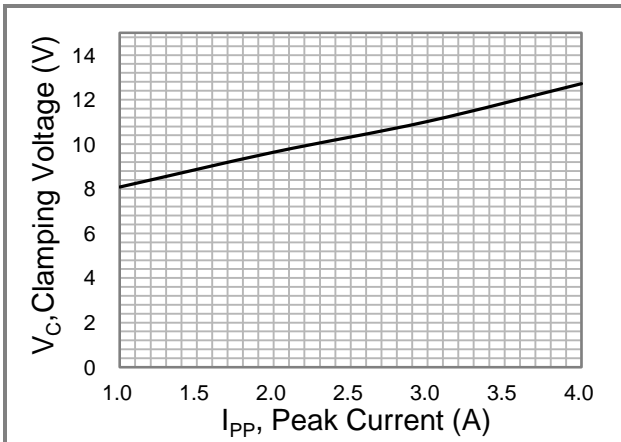


Fig.3 Typical Peak Clamping Voltage(8/20 μ s)

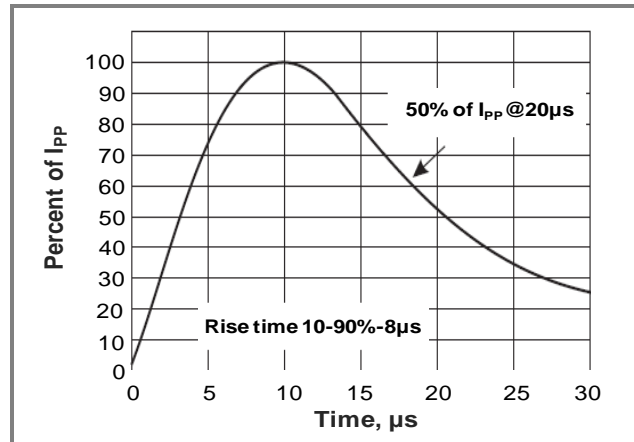


Fig.4 8/20 μ s Pulse Waveform



PE1605M1Q

Part No Packing Code Version

Part No Packing Code	Package Type	Packing Type	Marking	Version
PE1605M1Q_R1_00001	DFN 2L	8K pcs / 7" reel	U6	Halogen free

Mounting Pad Layout

