



PE4205M1Q

Hi-Surge ESD Protection

Voltage

5 V

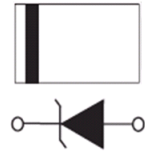

Features

- IEC61000-4-2(ESD) : ± 30 kV Air, ± 30 kV Contact
- IEC61000-4-4(EFT) : 40 A(5/50 ns)
- IEC61000-4-5(Lightning) : 25 A(8/20 uS)
- Low leakage current, maximum of 1uA at rated voltage
- Low clamping voltage
- Lead free in compliance with EU RoHS 2.0
- Green molding compound as per IEC 61249 standard

Mechanical Data

- Case: Molded plastic, DFN1006-2L
- Terminals: Solder plated, solderable per MIL-STD-750, Method 2026
- Approx. Weight: 0.00002 ounces, 0.0006 grams

DFN1006-2L



Maximum Ratings and Thermal Characteristics (T_A = 25 °C unless otherwise noted)

PARAMETER	SYMBOL	LIMIT	UNITS
ESD IEC61000-4-2(Air)	V _{ESD}	±30	kV
ESD IEC61000-4-2(Contact)		±30	
Operating Junction Temperature Range	T _J	-55~150	°C
Storage Temperature Range	T _{STG}	-55~150	°C



PE4205M1Q

Electrical Characteristics ($T_A = 25^\circ\text{C}$ unless otherwise noted)

PARAMETER	SYMBOL	TEST CONDITION	MIN.	TYP.	MAX.	UNITS
Reverse Stand-Off Voltage	$V_{RWM}^{(1)}$	-	-	-	5	V
Reverse Breakdown Voltage	V_{BR}	$I_{BR} = 1\text{ mA}$	6	-	7.5	V
Reverse Leakage Current	I_R	$V_R = 5\text{ V}$	-	-	1	μA
Clamping Voltage	V_{CL}	$I_{PP} = 1\text{ A}, t_p = 8/20\text{ }\mu\text{s}$	-	-	8	V
		$I_{PP} = 25\text{ A}, t_p = 8/20\text{ }\mu\text{s}$	-	-	13.5	
Clamping Voltage TLP	$V_{CL}^{(2)}$	$I_{PP} = 8\text{ A}, t_p = 100\text{ ns}$	-	9.6	-	V
		$I_{PP} = 16\text{ A}, t_p = 100\text{ ns}$	-	12.2	-	
Dynamic Resistance	R_{DYN}	$t_p = 100\text{ ns}$	-	0.33	-	Ω
Off State Junction Capacitance	C_J	0 Vdc Bias $f = 1\text{ MHz}$	-	-	250	pF

NOTES:

1. A transient suppressor is selected according to the working peak reverse voltage(V_{RWM}), which should be equal to or greater than the DC or continuous peak operation voltage level.
2. Testing using Transmission Line Pulse (TLP) conditions: $Z_0 = 50\ \Omega$, $t_p = 100\text{ ns}$.



PE4205M1Q

TYPICAL CHARACTERISTIC CURVES

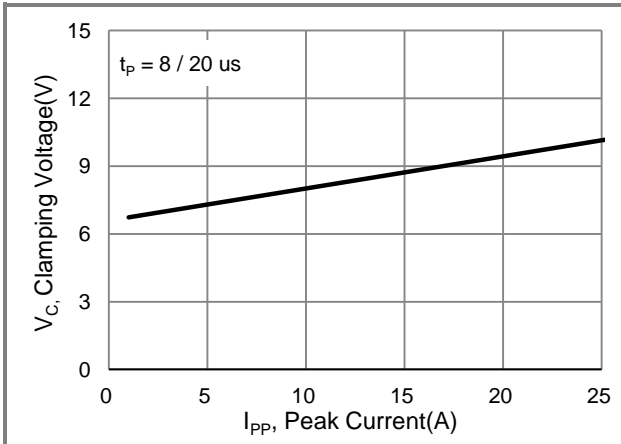


Fig.1 Typical Peak Clamping Voltage

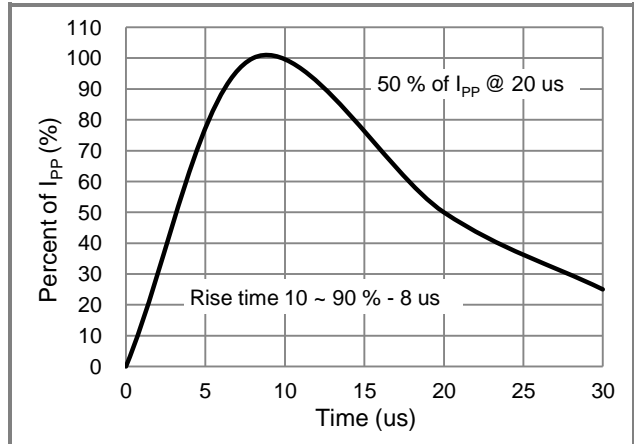


Fig.2 Pulse Waveform

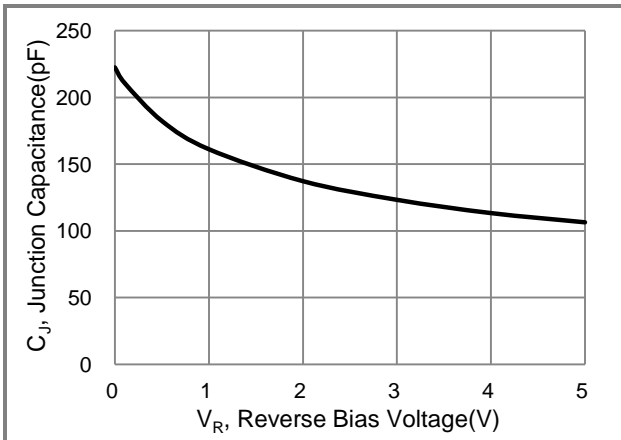


Fig.3 Typical Junction Capacitance

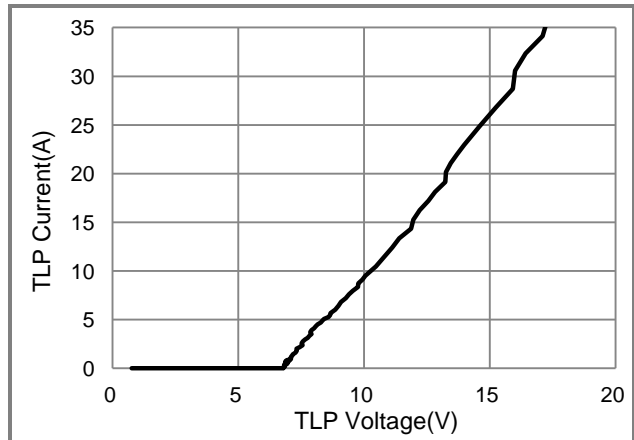


Fig.4 TLP Measurement



PE4205M1Q

Part No Packing Code Version

Part No Packing Code	Package Type	Packing Type	Marking	Version
PE4205M1Q_R1_00001	DFN1006-2L	10K / 7" Reel	HA	Halogen Free

Packaging Information & Mounting Pad Layout

