

## Features

- Compact design, long life and high reliability
- Momentary push switch option
- Available in a wide variety of configurations to meet many user requirements



## PEC12R - 12 mm Incremental Encoder

### Electrical Characteristics

Output .....	2-bit quadrature code
Contact Rating .....	10 mA @ 5 VDC
Insulation Resistance .....	10 megohms @ 250 VDC
Dielectric Withstanding Voltage	
Sea Level .....	50 VAC minimum
Electrical Travel .....	Continuous
Contact Bounce (15 RPM) .....	2.0 ms. maximum**
RPM (Operating) .....	100 maximum**

### Environmental Characteristics

Operating Temperature Range .....	-30 °C to +70 °C (-22 °F to +158 °F)
Storage Temperature Range .....	-40 °C to +85 °C (-40 °F to +185 °F)
Humidity .....	MIL-STD-202, Method 103B, Condition B
Vibration .....	10~55~10 Hz / 1 min. / Amplitude 1.5 mm
Shock .....	100 G
Rotational Life .....	30,000 cycles minimum
Switch Life .....	20,000 cycles minimum
IP Rating .....	IP 40
Moisture Sensitivity Level .....	1
ESD Classification (HBM) .....	N/A

### Mechanical Characteristics

Mechanical Angle .....	360 ° continuous
Torque	
Detent .....	30 to 90 gf-cm (0.41 to 1.25 oz-in)
Running .....	10 to 70 gf-cm (0.14 to 0.97 oz-in)
Mounting .....	10.2 kgf.cm (8.83 lb.-in.) maximum
Shaft Side Load (Static) .....	2.04 kgf (4.5 lbs.) minimum
Weight .....	3 gm (0.1 oz.) maximum
Terminals .....	Printed circuit board terminals
Terminals .....	Printed circuit board terminals
Soldering Condition	
Wave Soldering .....	Sn95.5/Ag2.8/Cu0.7 solder with no-clean flux: 260 °C max. for 3 ± 1 sec.
Hand Soldering .....	Not recommended
Hardware .....	One flat washer and one mounting nut supplied with each encoder with bushing

### Switch Characteristics

Switch Type .....	Contact Push ON Momentary SPST
Power Rating (Resistive Load) .....	10 mA at 5 V DC
Switch Travel .....	0.5 ± 0.3 mm
Switch Actuation Force .....	610 ± 306 gf (8.47 ± 4.24 oz.-in.)
Contact Resistance .....	100 milliohms @ 5 VDC

### How To Order

**PEC12R - 4 0 20 F - S 0012**

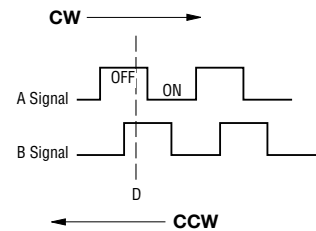
Model _____	_____
Terminal/Bushing Configuration _____	_____
2 = Vertical Mount - Radial PC Pin/No Bushing	
3 = Horizontal Mount - Axial PC Pin/with Bushing	
4 = Horizontal Mount - Axial PC Pin/No Bushing	
Detent Option _____	_____
0 = No Detents   1 = 12 Detents (available with 12 pulses only)   2 = 24 Detents	
Standard Shaft Length _____	_____
15 = 15.0 mm (Horizontal Mount/No Bushing only)	22 = 22.5 mm
17 = 17.5 mm	25 = 25.0 mm
20 = 20.0 mm	30 = 30.0 mm
Shaft Style _____	_____
F = Insulated Flatted Shaft	
Switch Configuration _____	_____
S = Push Momentary Switch   N = No Switch	
Resolution _____	_____
0012 = 12 Pulses per 360 ° Rotation   0024 = 24 Pulses per 360 ° Rotation	

### Additional Information

Click these links for more information:



### Quadrature Output Table



## BOURNS®

### Asia-Pacific:

Tel: +886-2 2562-4117

Email: asiacus@bourns.com

### Europe:

Tel: +36 88 885 877

Email: eurocus@bourns.com

### The Americas:

Tel: +1-951 781-5500

Email: americus@bourns.com

[www.bourns.com](http://www.bourns.com)



### WARNING

**Cancer and Reproductive Harm**

[www.P65Warnings.ca.gov](http://www.P65Warnings.ca.gov)

\*RoHS Directive 2015/863, Mar 31, 2015 and Annex.  
 \*\*Devices are tested using standard noise reduction filters. For optimum performance, designers should use noise reduction filters in their circuits. Specifications are subject to change without notice. Users should verify actual device performance in their specific applications. The products described herein and this document are subject to specific legal disclaimers as set forth on the last page of this document, and at [www.bourns.com/docs/legal/disclaimer.pdf](http://www.bourns.com/docs/legal/disclaimer.pdf).



### CAUTION

Do not store product in high temperature and humidity, direct sunlight and/or places where corrosive gases may be generated. Please use product within 6 months from the date of delivery and promptly after unpacking.

# Applications

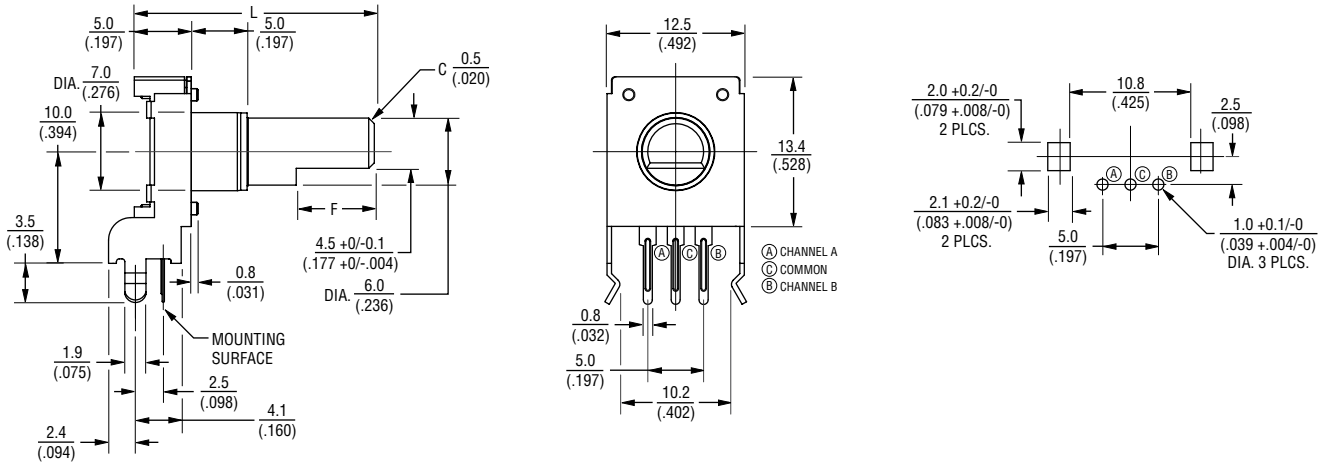
Level control, tuning and timer settings in:

- Audio-visual equipment
- Consumer electric appliances
- Musical instrumentation
- Communications equipment

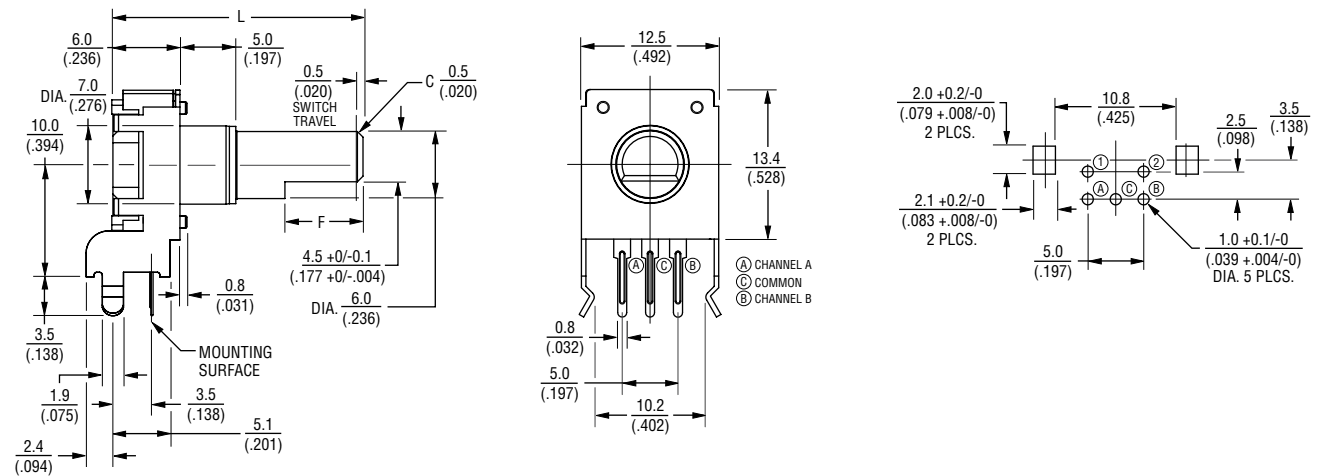
## PEC12R - 12 mm Incremental Encoder **BOURNS®**

### Product Dimensions

#### PEC12R-2xxxF-Nxxxx (Vertical Mount - Radial PC Pin/No Bushing, No Switch)



#### PEC12R-2xxxF-Sxxxx (Vertical Mount - Radial PC Pin/No Bushing, Push Momentary Switch)



L	17.5 (.688)	20.0 (.787)	22.5 (.886)	25.0 (.984)	30.0 (1.181)
F	5.0 (.197)	7.0 (.276)	7.0 (.276)	12.0 (.472)	12.0 (.472)

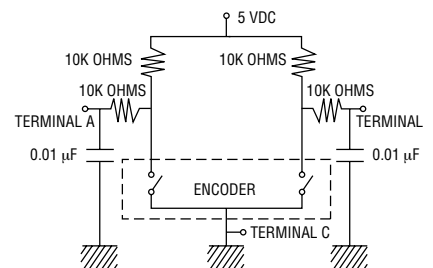
DIMENSIONS:  $\frac{\text{MM}}{\text{(INCHES)}}$

TOLERANCE:  $\frac{<10}{(<.400)} = \frac{\pm 0.3}{(\pm .012)}$   
 $\frac{\geq 10}{(\geq .400)} = \frac{\pm 0.5}{(\pm .020)}$

#### Switch Circuit



#### Suggested Filter Circuit



Specifications are subject to change without notice.

Users should verify actual device performance in their specific applications.

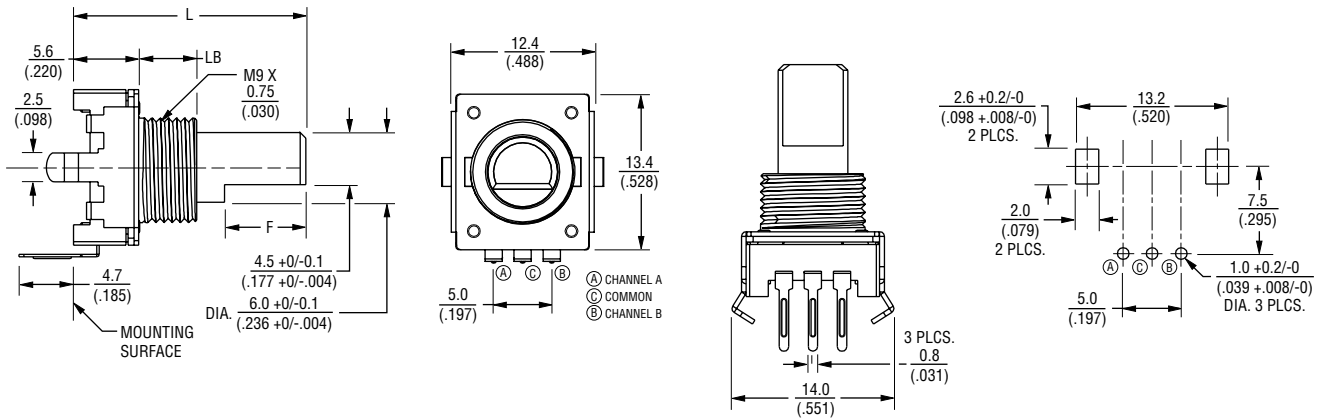
The products described herein and this document are subject to specific legal disclaimers as set forth on the last page of this document, and at [www.bourns.com/docs/legal/disclaimer.pdf](http://www.bourns.com/docs/legal/disclaimer.pdf).

# PEC12R - 12 mm Incremental Encoder

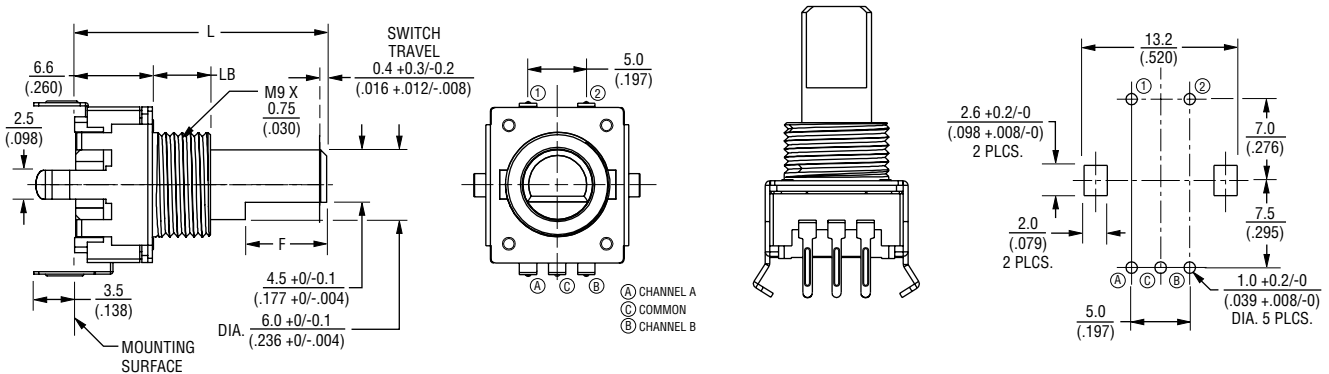
**BOURNS®**

## Product Dimensions

### PEC12R-3xxxF-Nxxxx (Horizontal Mount - Axial PC Pin/with Bushing, No Switch)



### PEC12R-3xxxF-Sxxxx (Horizontal Mount - AxialPC Pin/with Bushing, Push Momentary Switch)



L	17.5 (.688)	20.0 (.787)	22.5 (.886)	25.0 (.984)	30.0 (1.181)
LB	5.0 (.197)	5.0 (.197)	7.0 (.276)	7.0 (.276)	7.0 (.276)
F	5.0 (.197)	7.0 (.276)	7.0 (.276)	12.0 (.472)	12.0 (.472)

DIMENSIONS:  $\frac{\text{MM}}{\text{(INCHES)}}$

TOLERANCE:  $\frac{<10}{(<.400)} = \pm 0.3$   
 $\frac{\geq 10}{(\geq .400)} = \pm 0.5$

Specifications are subject to change without notice.

Users should verify actual device performance in their specific applications.

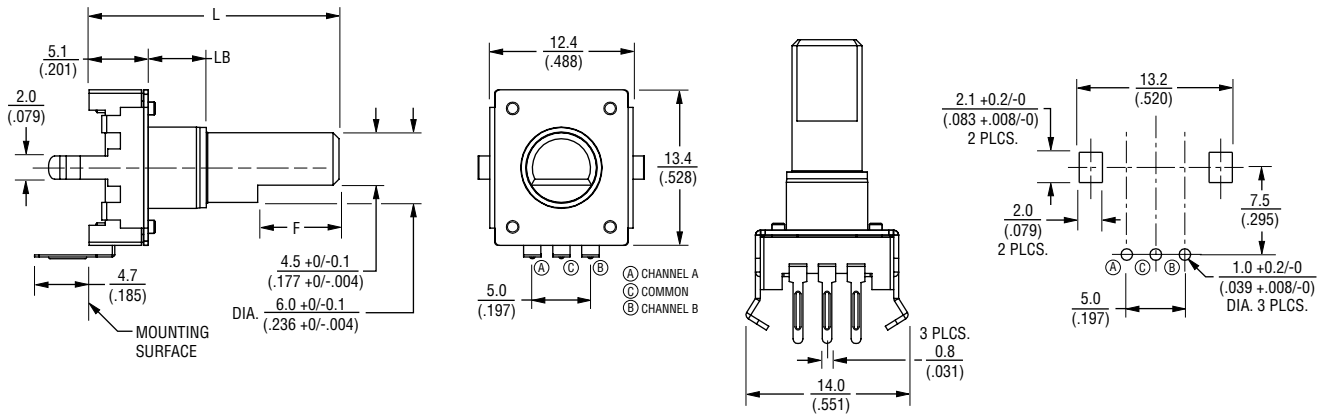
The products described herein and this document are subject to specific legal disclaimers as set forth on the last page of this document, and at [www.bourns.com/docs/legal/disclaimer.pdf](http://www.bourns.com/docs/legal/disclaimer.pdf).

# PEC12R - 12 mm Incremental Encoder

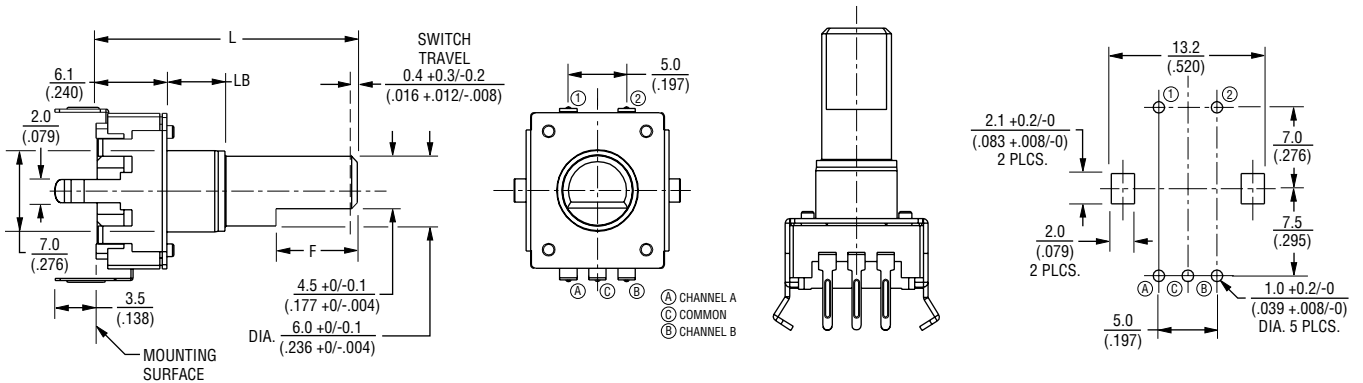
**BOURNS®**

## Product Dimensions

### PEC12R-4xxxF-Nxxxx (Horizontal Mount - Axial PC Pin/No Bushing, No Switch)



### PEC12R-4xxxF-Sxxxx (Horizontal Mount - Axial PC Pin/No Bushing, Push Momentary Switch)



L	15.0 (.591)	17.5 (.688)	20.0 (.787)	22.5 (.886)	25.0 (.984)	30.0 (1.181)
LB	2.0 (.079)	5.0 (.197)	5.0 (.197)	5.0 (.197)	5.0 (.197)	5.0 (.197)
F	5.0 (.197)	5.0 (.197)	7.0 (.276)	7.0 (.276)	12.0 (.472)	12.0 (.472)

DIMENSIONS:  $\frac{\text{MM}}{\text{(INCHES)}}$

TOLERANCE:  $\frac{<10}{(<.400)} = \frac{\pm 0.3}{(\pm .012)}$   
 $\frac{\geq 10}{(\geq .400)} = \frac{\pm 0.5}{(\pm .020)}$

REV. 07/21

Specifications are subject to change without notice.

Users should verify actual device performance in their specific applications.

The products described herein and this document are subject to specific legal disclaimers as set forth on the last page of this document, and at [www.bourns.com/docs/legal/disclaimer.pdf](http://www.bourns.com/docs/legal/disclaimer.pdf).