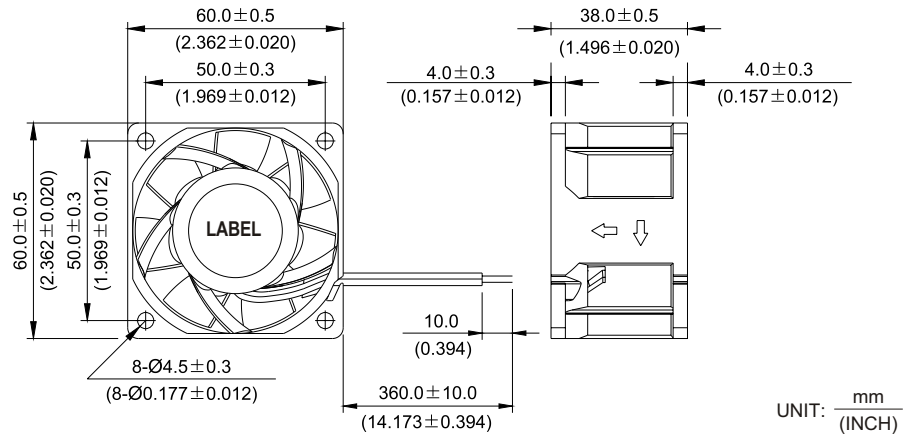


New



PFB 60 x 60 x 38 MM SERIES

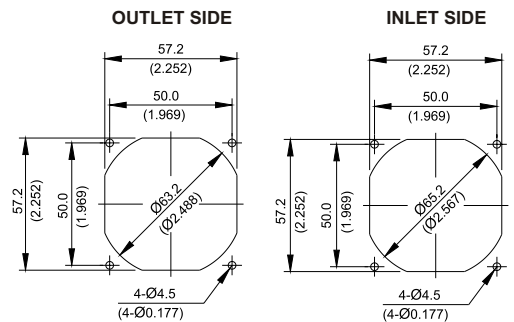
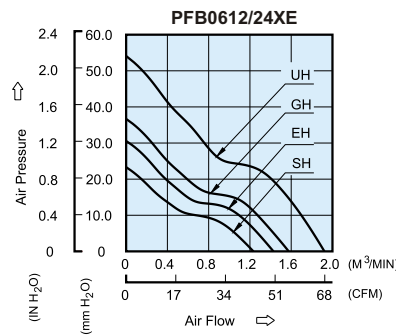
DIMENSIONS DRAWING



- * Bearing Type
Ball Bearings
- * Material
Impeller & Frame: Plastic (UL94V-0)
- * Lead Wires :
UL 1007 AWG#24 OR Equivalent
Red Wire Positive (+)
Black Wire Negative (-)
- * Weight : 130g (4.59 oz)

P & Q CURVE (AT RATED VOLTAGE)

MOUNTING PANEL CUTOUT



MODEL		Rated Voltage	Operating Voltage Range	Rated Current	Rated Input Power	Speed	Maximum Air Flow		Maximum Air Pressure		Noise
PART NO.	FUNCTION	VDC	VDC	Amp	Watt	R.P.M.	m ³ / min	CFM	mmH ₂ O	IN H ₂ O	dB-A
PFB0612SHE	-R00 / -F00	12	7.0 to 13.2	0.48	5.76	8000	1.234	43.57	23.32	0.918	50.5
PFB0624SHE	-R00 / -F00	24	14.0 to 26.4	0.28	6.72						
PFB0612EHE	-R00 / -F00	12	7.0 to 13.2	0.63	7.56	9000	1.428	50.43	30.56	1.203	54.0
PFB0624EHE	-R00 / -F00	24	14.0 to 26.4	0.36	8.64						
PFB0612GHE	-R00 / -F00	12	7.0 to 13.2	0.85	10.20	10000	1.575	55.62	36.68	1.444	57.5
PFB0624GHE	-R00 / -F00	24	14.0 to 26.4	0.48	11.52						
PFB0612UHE	-R00 / -F00	12	7.0 to 13.2	1.40	16.80	12000	1.922	67.85	54.10	2.129	61.5

* Function type is optional.
 * The max. air flow and the speed are measured in free air ; max. air pressure is measured at zero air flow.
 * Noise is measured in anechoic chamber in free air, one meter from intake side.
 * All readings are typical values at rated voltage.
 * Specifications are subject to change without notice.