
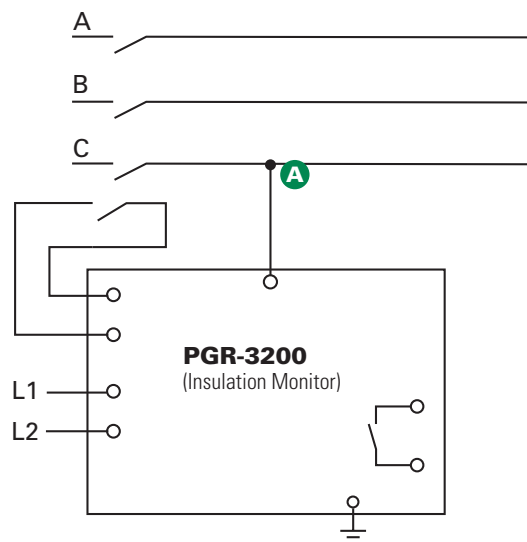


PGR-3200 SERIES

Insulation Monitor



Simplified Circuit Diagram



Description


The PGR-3200 detects ground faults by continuously monitoring the insulation integrity of ungrounded electrical systems. The relay monitors the insulation for damage and assists with predictive maintenance and troubleshooting of developing ground faults by providing two warning and an alarm level. The PGR-3200 operates on one- or three-phase ungrounded systems up to 6 kV.


The PGR-3200 can also be used on a grounded system to monitor the insulation for damage, while the power system is de-energized. The mode-of-operation terminals (27-28) are connected to the circuit breaker or contactor auxiliary contacts to toggle the relay off when the contactor or breaker is closed.

Features & Benefits

FEATURES	BENEFITS
NEC[®] and CEC Code compliant	Meets National Electrical Code (NEC [®]) Article 250.21(B) and Canadian Electrical Code Part 1, Section 10-106 (2) requirements for ungrounded systems
Output contact (50 kΩ)	Form C output contact for alarming when the insulation resistance is below 50 kΩ
Output contact (10 kΩ)	Form C output contact for tripping when the insulation resistance is below 10 kΩ
Analog output (0-1 mA)	Provides means for connecting to an optional meter (PGA-0510) or control system
DIN-rail or surface mount	Flexible options for ease of installation

Accessories

A  **PGH Series High-Tension Coupler**
A PGH Series high-tension coupler is required for systems between 1,300 V and 6,000 V.

 **PGA-0510 Analog Ohm Meter**
Optional PGA-0510 Analog Meter allows for metering of insulation resistance.

Ordering Information

ORDERING NUMBER	CONTROL POWER
PGR-3200	240 Vac ⁽¹⁾
PGR-3200-120	120 Vac
ACCESSORIES	REQUIREMENT
PGH Series	Required >1,300 V
PGA-0510	Optional

Note: For optional conformal coating please consult factory. To convert to a resistance grounded system, see neutral-grounding-resistors packages.

(1) UL Not Available

Specifications

IEEE Device Numbers	Undervoltage Relay (27) Ground Detector Relay (64)
Input Voltage	See ordering information
Dimensions	H 75 mm (3"); W 100 mm (3.9"); D 115 mm (4.5")
Resistance Ratings	Insulation warning (30 kΩ and 50 kΩ) Insulation alarm (10 kΩ)
Contact Operating Mode	Non-fail-safe
Test Button	Local
Reset Button	Local and remote
Output Contacts	Two Form C
Analog Output	0-1 mA
Conformally Coated	Consult factory
Approvals	UL Listed (E183688)
Warranty	5 years
Mounting	DIN, Surface