


SMT Current Sense Transformer

PH9494.XXXNLT EE8 SMD Platform



- Ⓢ **Isolation:** 2250Vdc
- Ⓢ **Height:** 7.2mm Max
- Ⓢ **Footprint:** 12.8mm x 9.7mm Max
- Ⓢ **Current Rating:** up to 30A
- Ⓢ **Operating Frequency:** Greater than 20kHz

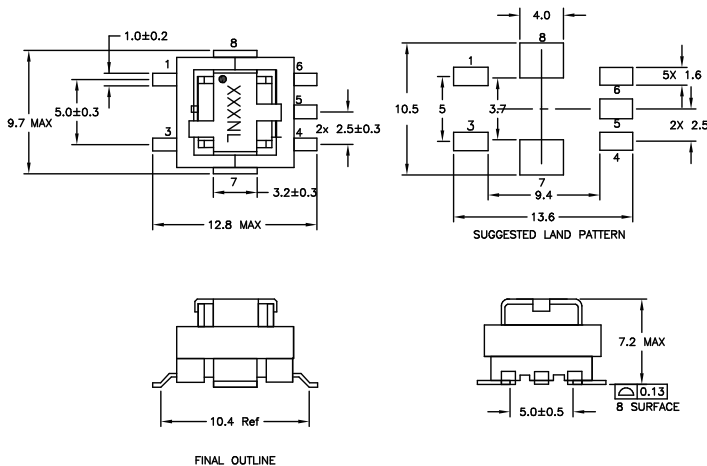
Electrical Specifications @ 25°C — Operating Temperature -40°C to +125°C

Part Number	Turns Ratio ±0.95	Current ² Rating (A)	Secondary Inductance (mH Min)	DCR		Hipot (Vdc)
				Primary (8-7)(mΩ Max)	Secondary (1-3)(Ω Max)	
PH9494.050NLT	50	30	0.63	0.35	0.60	2250
PH9494.100NLT	100	30	2.50	0.35	3.00	2250
PH9494.150NLT	150	30	5.63	0.35	5.70	2250
PH9494.200NLT	200	30	10.0	0.35	10.0	2250

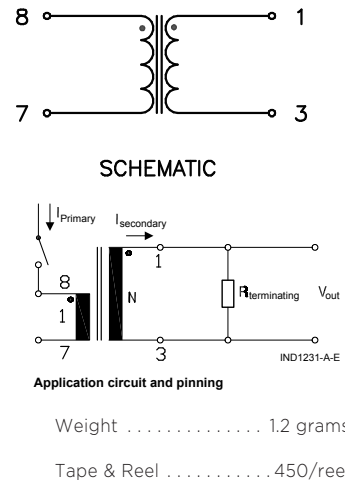
NOTES:

- The temperature of component (ambient temperature plus temperature rise) must be within the specified operating temperature range.
- The maximum current rating is based upon temperature rise of the component and represents the DC current which will cause a typical temperature rise of 40°C.
- To calculate value of terminating resistor (Rt) use the following formula:
 $R_t (W) = V_{REF} * N / (I_{peak_primary})$
- The peak flux density of the device must remain below 2200 Gauss. To calculate the peak flux density for uni-polar current use following formula:
 $B_{pk} = 11.88 * V_{REF} * (Duty_Cycle_Max) * 10^5 / (N * Freq_kHz)$
 * for bi-polar current applications divide Bpk (as calculated above) by 2.
- Tape & Reel packaging . Pulse complies to industry standard tape and reel specification EIA481.

Mechanical



Schematic



Dimensions: mm

Unless otherwise specified, all tolerances are ± 0.25

SMT Current Sense Transformer

PH9494.XXXNLT EE8 SMD Platform

For More Information:

Americas - prodinfo_power@pulseelectronics.com | **Europe** - power-apps-europe@pulseelectronics.com | **Asia** - power-apps-asia@pulseelectronics.com

Performance warranty of products offered on this data sheet is limited to the parameters specified. Data is subject to change without notice. Other brand and product names mentioned herein may be trademarks or registered trademarks of their respective owners. © Copyright, 2020. Pulse Electronics, Inc. All rights reserved.