



PJGBLC03~PJGBLC24C SERIES

ULTRA LOW CAPACITANCE TVS ARRAY

VOLTAGE 3.3~24 Volt **POWER** 350 Watt

SOD-323

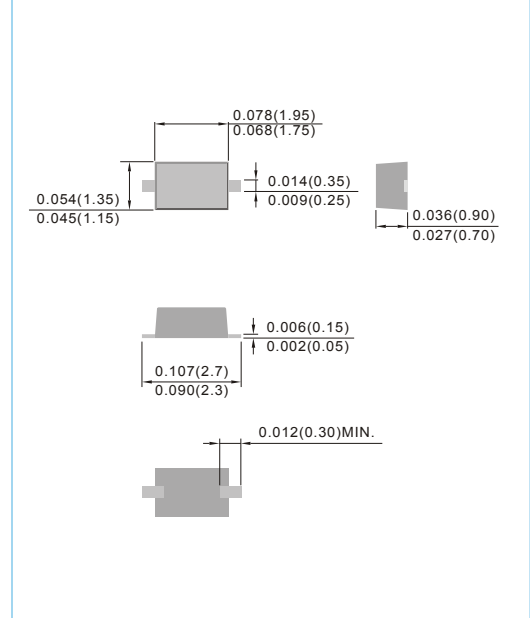
Unit : inch(mm)

FEATURES

- IEC 61000-4-2 ESD ±30kV air, ±30kV Contact
- IEC61000-4-4(EFT): 40A(5/50nS)
- Unidirectional & Bidirectional Configurations
- Replacement for MLV (0805)
- Protects One Power or I/O Port
- Low Clamping Voltage
- Ultra Low Capacitance : 3pF Maximum
- Lead free in compliance with EU RoHS 2.0
- Green molding compound as per IEC 61249 standard

MECHANICAL DATA

- Case: SOD-323,Molded plastic over passivated junction
- Terminals: Solderable per MIL-STD-750, Method 2026
- Approx. Weight: 0.0001 ounces, 0.0041 grams



MAXIMUM RATINGS (@25°C unless otherwise specified)

PARAMETER	SYMBOL	VALUE	UNITS
Peak Pulse Power (t _P =8/20μs)-See Figure 1	P _{PP}	350	W
Operating and Storage Temperature Range	T _J ,T _{STG}	-55 to +150	°C



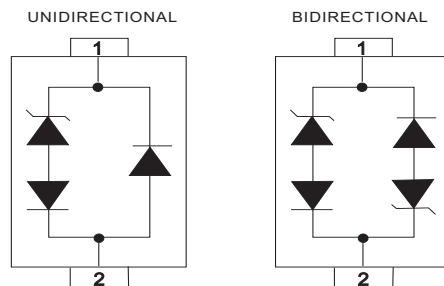
PJGBLC03~PJGBLC24C SERIES

ELECTRICAL CHARACTERISTICS PER LINE (@25°C unless otherwise specified)

Part Number (See Notes1-2)	Peak Power Dissipation @8/20µs P _{PPM}	Rated-Stand- Off Voltage	Reverse Breakdown Voltage			Maximum Clamping Voltage (See Fig.2) @8/20µs P _{PPM}		Leakage Current	Off-State Capacitance, 1MHz Zero dc Bias		Marking Code
			V _{BR} @ I _T		V _C @I _{PP}		I _R @ V _{RWM}		0V@1MHz		
			Max.	Min.	Max.	I _T	Max.		Co		
			V	V	V	mA	V		A	µA	
PJGBLC03	350	3.3	4.75	5.25	1	7.5	1	20	3	AA	
PJGBLC03C	350	3.3	4.75	5.25	1	7.5	1	20	3	AQ	
PJGBLC05	350	5.0	7.03	7.77	1	9.8	1	5	3	AB	
PJGBLC05C	350	5.0	7.03	7.77	1	9.8	1	5	3	AL	
PJGBLC08	350	8.0	8.93	9.87	1	13.4	1	1	3	AC	
PJGBLC08C	350	8.0	8.93	9.87	1	13.4	1	1	3	AR	
PJGBLC12	350	12	13.97	15.44	1	19	1	1	3	AJ	
PJGBLC12C	350	12	13.97	15.44	1	19	1	1	3	AM	
PJGBLC15	350	15	17.39	19.22	1	24	1	1	3	AS	
PJGBLC15C	350	15	17.39	19.22	1	24	1	1	3	AN	
PJGBLC24	350	24	27.27	30.14	1	43	1	1	3	AT	
PJGBLC24C	350	24	27.27	30.14	1	43	1	1	3	AP	

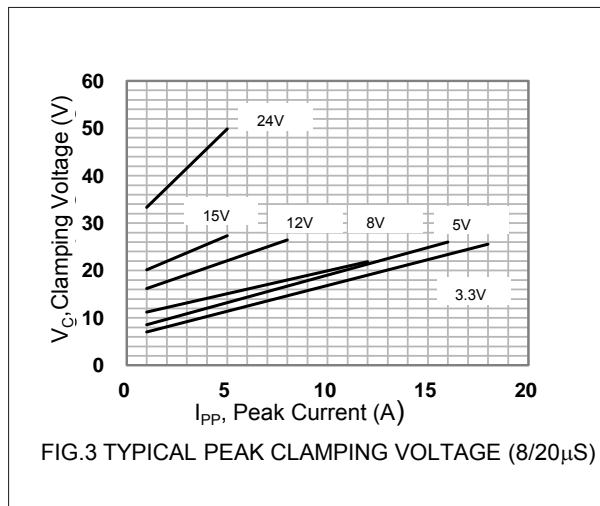
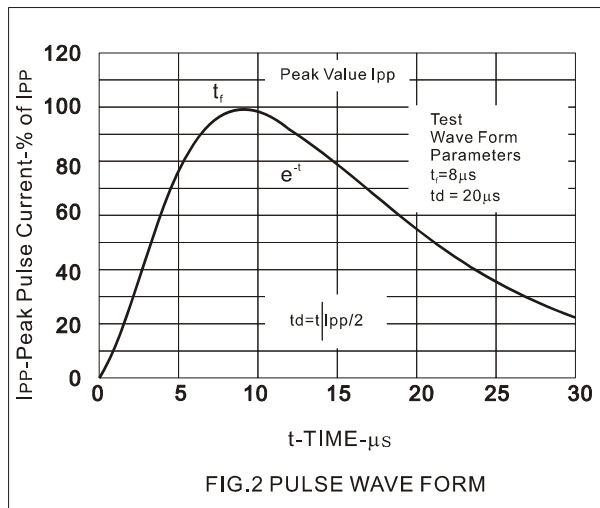
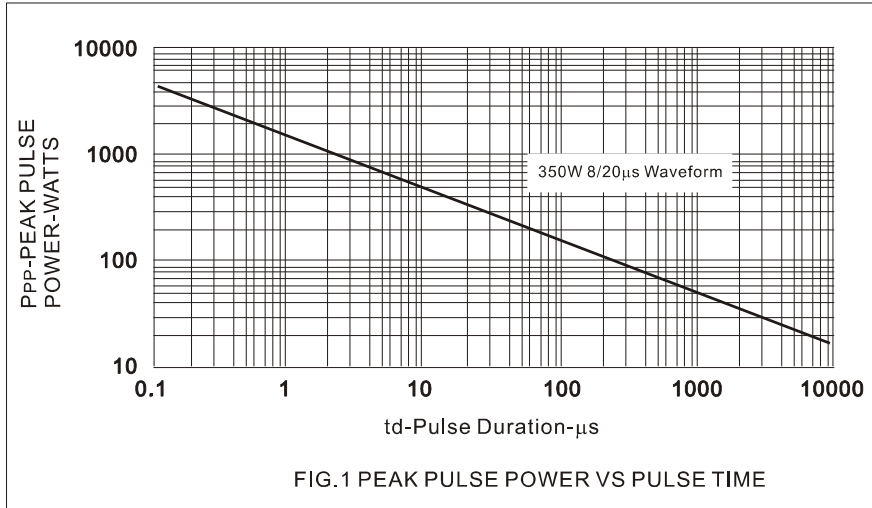
NOTES:

- 1.Part numbers with an additional "C" suffix are bidirectional devices,i.e.,PJGBLC03 C
- 2.Unidirectional Only : Positive potential is applied from pin 2 to 1





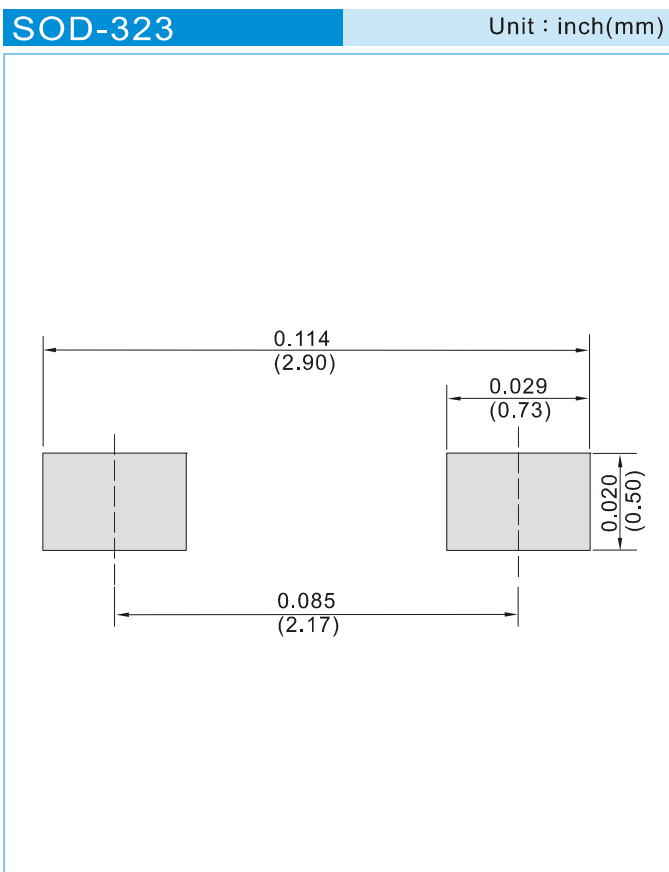
PJGBLC03~PJGBLC24C SERIES





PJGBLC03~PJGBLC24C SERIES

MOUNTING PAD LAYOUT



ORDER INFORMATION

- Packing information
T/R - 12K per 13" plastic Reel
T/R - 5K per 7" plastic Reel



PJGBLC03~PJGBLC24C SERIES

Part No_packing code_Version

PJGBLC03_R1_00001

PJGBLC03_R2_00001

For example :

RB500V-40_R2_00001



Packing Code XX				Version Code XXXXX		
Packing type	1 st Code	Packing size code	2 nd Code	HF or RoHS	1 st Code	2 nd ~5 th Code
Tape and Ammunition Box (T/B)	A	N/A	0	HF	0	serial number
Tape and Reel (T/R)	R	7"	1	RoHS	1	serial number
Bulk Packing (B/P)	B	13"	2			
Tube Packing (T/P)	T	26mm	X			
Tape and Reel (Right Oriented) (TRR)	S	52mm	Y			
Tape and Reel (Left Oriented) (TRL)	L	PANASERT T/B CATHODE UP (PBCU)	U			
FORMING	F	PANASERT T/B CATHODE DOWN (PBCD)	D			