


JR SERIES ALTERNATING RELAY

UL listed CSA recognized



- Duplex Alternating Control
- SPDT or DPDT Control Relay
- 10 Amp Rated
- Externally Controlled

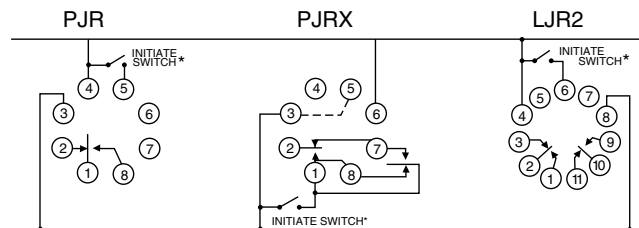
The electronic alternating relay is designed to replace mechanical style devices used in control applications requiring a duplexing or alternating action of the control circuits to operate pumps, compressors, etc. This is achieved by activating a control switch which is common to one side of the input control voltage. The output contact of the relay(s) change state when this switch is opened

(on de-energization of the control circuit). When the control initiate switch is actuated and released or opened, the relay will change state. The next time the initiate switch is actuated and released it will change back to its original state. Two red LED's located on the top of the dust resistant enclosure provide the status of the relay.

SPECIFICATIONS:

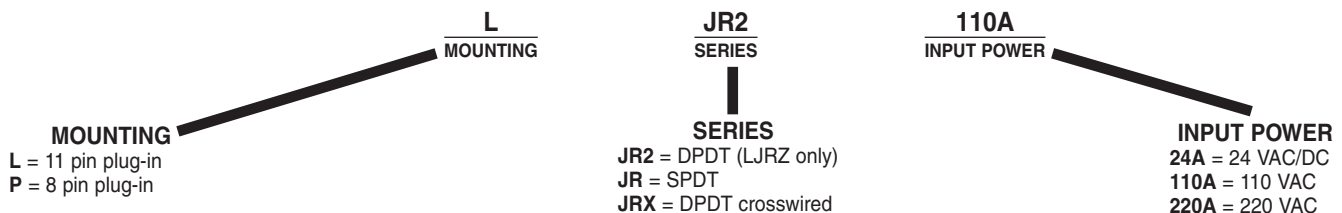
Input	24 VAC/DC, 110, 220 VAC
	± 15%, 50/60 Hz
Maximum power consumption ...	24 VAC: 1.5 VA
	110 VAC: 5 VA
	220 VAC: 11 VA
Output	SPDT 10 A resistive
	DPDT 10 A resistive
	DPDT 10 A crosswired
Minimum pulse	30 ms
Contact material	AgCdO
Maximum loading	10 A AC resistive 8 A DC inductive
Maximum switching voltage	250 VAC 250 VDC
Relay maximum power rating ...	2200 VA 80 W
Mechanical life of relay	3 x 10 ⁶ operations
Electrical life of relay	2 x 10 ⁵ at 2200 VA resistive load
Operating temperature	14°F to 140°F -10°C to +60°C
Weight	2.8 oz. (100g)

WIRING DIAGRAM:



* INITIATE SWITCH must be isolated from other circuits

ORDERING INFORMATION:



Products and specifications subject to change without notice.

Order/Technical Support – Tel: (800) 677-5311 / FAX: (800) 677-3865 / www.crouzet-usa.com

JRS SERIES

ALTERNATING RELAY WITH SELECTOR SWITCH

UL listed

- Duplex Alternating Control
- SPDT or DPDT Control Relay
- 10 Amp Rated
- Externally Controlled
- Selection of Lead or Lag Load



2

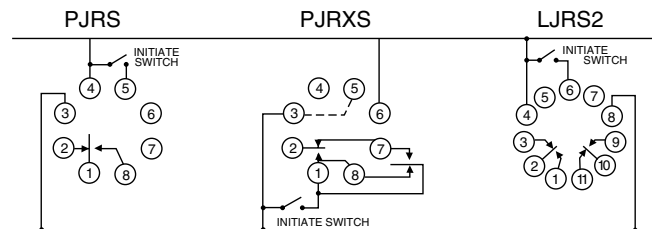
The electronic alternating relay is designed to replace mechanical style devices used in control applications requiring a duplexing or alternating action of the control circuits to operate pumps, compressors, etc. This is achieved by activating a control switch which is common to one side of the input control voltage. The output contact of the relay(s) change state when this switch is opened (on de-energization of the control circuit). When the control

initiate switch is actuated and released or opened, the relay will change state. The next time the initiate switch is actuated, it will change back to its original state. Two red LED's located on the top of the dust resistant enclosure provide the status of the relay. A 3 Position Selector switch is installed for selection of normal operation (alternating) or selection of lead or lag load.

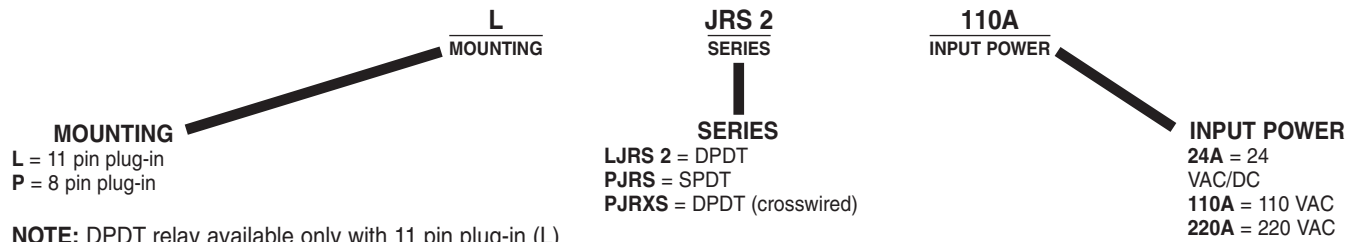
SPECIFICATIONS:

Input	24 VAC/DC, 110, 220 VAC
	±15%, 50/60 Hz
Maximum power consumption ...	24 VAC: 1.5 VA
	110 VAC: 5 VA
	220 VAC: 11VA
Output	SPDT 10 A resistive
	DPDT 10 A resistive
	DPDT 10 A crosswired
Minimum pulse	30 ms
Contact material	AgCdO
Maximum loading	10 A AC resistive 8 A DC inductive
Maximum switching voltage	250 VAC 250 VDC
Relay maximum power rating	2200 VA 80 W
Mechanical life of relay	3 x 10 ⁶ operations
Electrical life of relay	2 x 10 ⁵ at 2200 VA resistive load
Operating temperature	14°F to 140°F -10°C to +60°C
Weight	2.8 oz. (100g)

WIRING DIAGRAM:



ORDERING INFORMATION:



NOTE: DPDT relay available only with 11 pin plug-in (L).

Products and specifications subject to change without notice.

Order/Technical Support – Tel: (800) 677-5311 / FAX: (800) 677-3865 / www.crouzet-usa.com