



PJSD03W~PJSD36W

SINGLE LINE TVS DIODE FOR ESD PROTECTION PORTABLE ELECTRONICS

VOLTAGE 3~36 Volt **POWER** 350 Watt

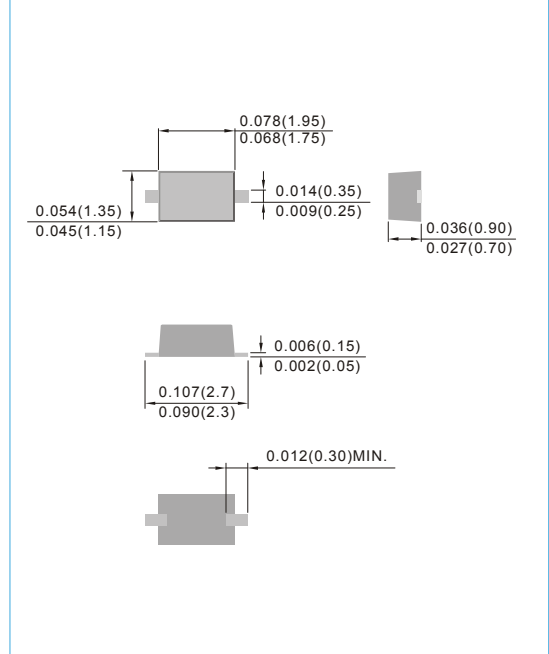
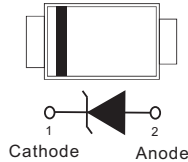
SOD-323 Unit : inch(mm)

FEATURES

- 350 Watts peak pules power (tp=8/20μs)
- Small package for use in portable electronics
- Suitable replacement for MLV'S in ESD protection applications
- Low clamping voltage and leakage current
- IEC 61000-4-2 (ESD) ±15kV (air), ±8kV (contact)
- Lead free in compliance with EU RoHS 2.0
- Green molding compound as per IEC 61249 standard

APPLICATIONS

- Case : SOD-323 plastic
- Terminals : Solderable per MIL-STD-750,Method 2026
- Polarity : Color band cathode
- Apprx. Weight : 0.0001 ounce, 0.0041 gram



MAXIMUM RATINGS AND ELECTRICAL CHATACTERISTICS

ABSOLUTE MAXIMUM RATING

Rating	Symbol	Value	Units
Peak Pulse Power (tp=8/20 μs)	P _{PK}	350	W
ESD Voltage	V _{ESD}	25	KV
Operating Temperature	T _J	-50 to 150	°C
Storage Temperature	T _{STG}	-50 to 150	°C



PJSD03W~PJSD36W

PJSD03W Marking 03W						
Parameter	Symbol	Conditions	Min.	Typical	Max.	Units
Reverse Stand-Off Voltage	V_{RWM}	-	-	-	3.0	V
Reverse Breakdown Voltage	V_{BR}	$I_{BR}=1mA$	4	-	5.0	V
Reverse Leakage Current	I_R	$V_R=3.0V$	-	-	125	μA
Clamping Voltage(8/20 μs)	V_C	$I_{PP}=1A$	-	-	6.5	V
Off State Junction Capacitance	C_J	0Vdc Bias=f=1MHz	-	450	-	pF
Off State Junction Capacitance	C_J	5Vdc Bias=f=1MHz	-	150	-	pF

PJSD05W Marking 05W						
Parameter	Symbol	Conditions	Min.	Typical	Max.	Units
Reverse Stand-Off Voltage	V_{RWM}	-	-	-	5	V
Reverse Breakdown Voltage	V_{BR}	$I_{BR}=1mA$	6	-	7.2	V
Reverse Leakage Current	I_R	$V_R=5V$	-	-	10	μA
Clamping Voltage(8/20 μs)	V_C	$I_{PP}=1A$	-	-	9.8	V
Off State Junction Capacitance	C_J	0Vdc Bias=f=1MHz	-	300	-	pF
Off State Junction Capacitance	C_J	5Vdc Bias=f=1MHz	-	100	-	pF

PJSD08W Marking 08W						
Parameter	Symbol	Conditions	Min.	Typical	Max.	Units
Reverse Stand-Off Voltage	V_{RWM}	-	-	-	8	V
Reverse Breakdown Voltage	V_{BR}	$I_{BR}=1mA$	8.5	-	10	V
Reverse Leakage Current	I_R	$V_R=8V$	-	-	10	μA
Clamping Voltage(8/20 μs)	V_C	$I_{PP}=1A$	-	-	13.4	V
Off State Junction Capacitance	C_J	0Vdc Bias=f=1MHz	-	150	-	pF
Off State Junction Capacitance	C_J	5Vdc Bias=f=1MHz	-	80	-	pF

PJSD12W Marking 12W						
Parameter	Symbol	Conditions	Min.	Typical	Max.	Units
Reverse Stand-Off Voltage	V_{RWM}	-	-	-	12	V
Reverse Breakdown Voltage	V_{BR}	$I_{BR}=1mA$	13.3	-	15	V
Reverse Leakage Current	I_R	$V_R=12V$	-	-	1	μA
Clamping Voltage(8/20 μs)	V_C	$I_{PP}=1A$	-	-	19	V
Off State Junction Capacitance	C_J	0Vdc Bias=f=1MHz	-	130	-	pF
Off State Junction Capacitance	C_J	5Vdc Bias=f=1MHz	-	50	-	pF

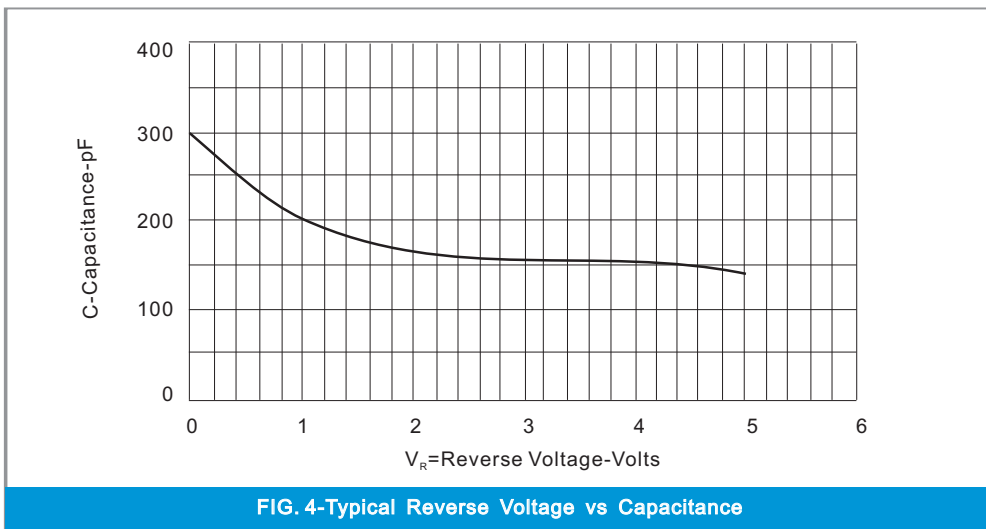
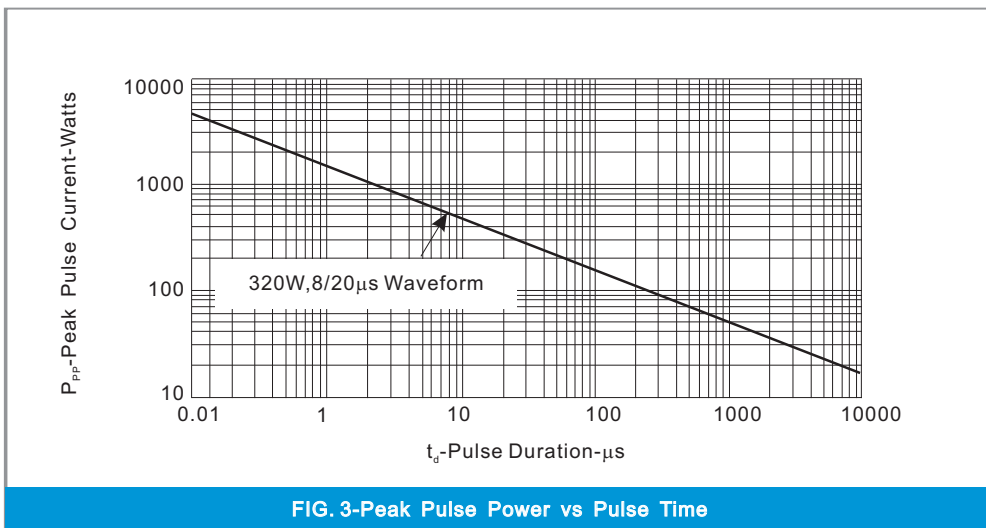
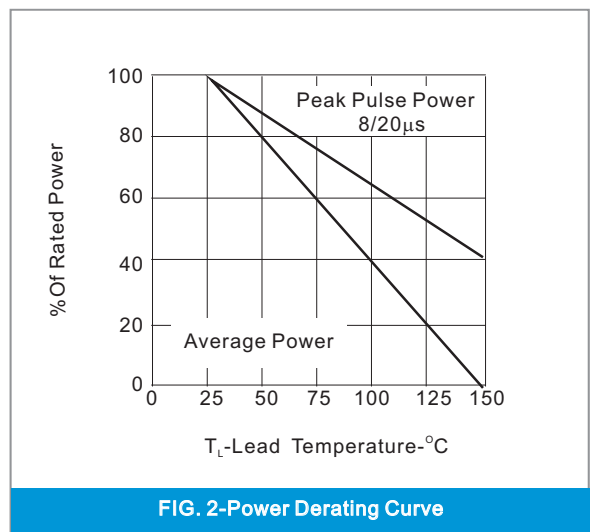
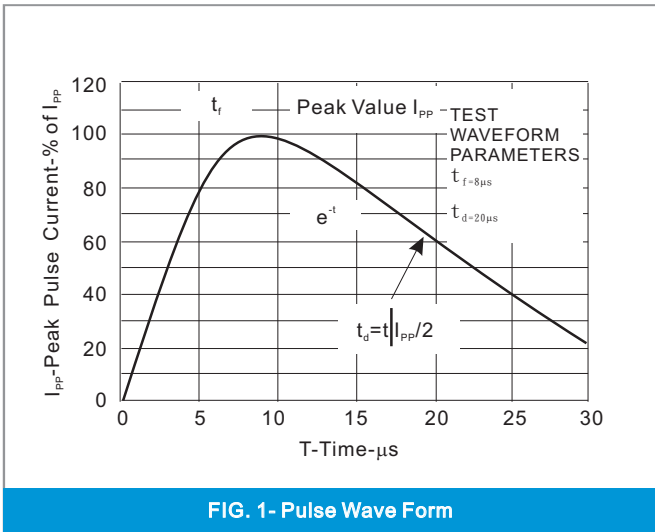


PJSD03W~PJSD36W

PJSD15W Marking 15W						
Parameter	Symbol	Conditions	Min.	Typical	Max.	Units
Reverse Stand-Off Voltage	V_{RWM}	-	-	-	15	V
Reverse Breakdown Voltage	V_{BR}	$I_{BR}=1mA$	16.7	-	20	V
Reverse Leakage Current	I_R	$V_R=15V$	-	-	1	μA
Clamping Voltage(8/20 μs)	V_C	$I_{PP}=1A$	-	-	24	V
Off State Junction Capacitance	C_J	0Vdc Bias=f=1MHz	-	120	-	pF
Off State Junction Capacitance	C_J	5Vdc Bias=f=1MHz	-	30	-	pF
PJSD24W Marking 24W						
Parameter	Symbol	Conditions	Min.	Typical	Max.	Units
Reverse Stand-Off Voltage	V_{RWM}	-	-	-	24	V
Reverse Breakdown Voltage	V_{BR}	$I_{BR}=1mA$	26.6	-	30	V
Reverse Leakage Current	I_R	$V_R=24V$	-	-	1	μA
Clamping Voltage(8/20 μs)	V_C	$I_{PP}=1A$	-	-	43	V
Off State Junction Capacitance	C_J	0Vdc Bias=f=1MHz	-	80	-	pF
Off State Junction Capacitance	C_J	5Vdc Bias=f=1MHz	-	10	-	pF
PJSD36W Marking 36W						
Parameter	Symbol	Conditions	Min.	Typical	Max.	Units
Reverse Stand-Off Voltage	V_{RWM}	-	-	-	36	V
Reverse Breakdown Voltage	V_{BR}	$I_{BR}=1mA$	39.9	-	45	V
Reverse Leakage Current	I_R	$V_R=36V$	-	-	1	μA
Clamping Voltage(8/20 μs)	V_C	$I_{PP}=1A$	-	-	60	V
Off State Junction Capacitance	C_J	0Vdc Bias=f=1MHz	-	30	-	pF
Off State Junction Capacitance	C_J	5Vdc Bias=f=1MHz	-	1	-	pF



PJSD03W~PJSD36W



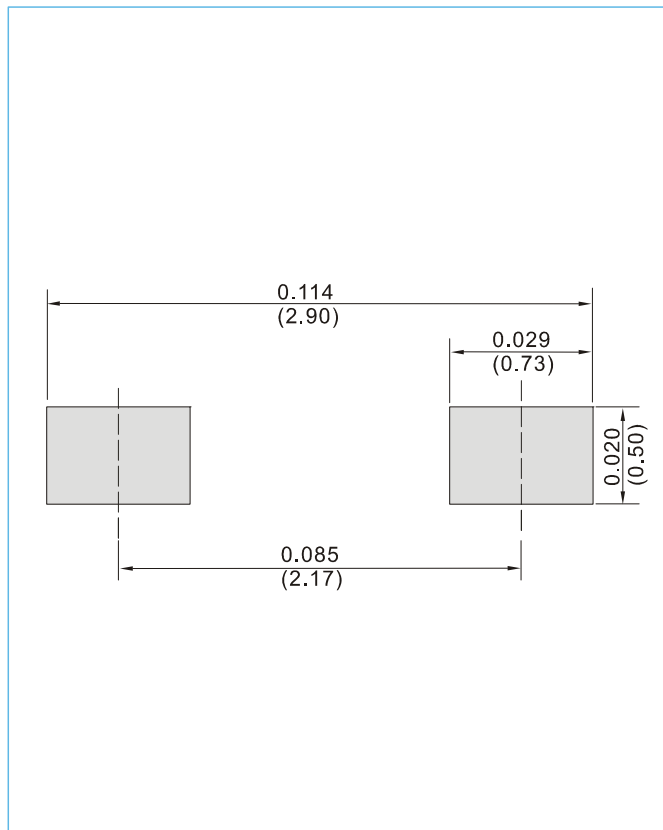


PJSD03W~PJSD36W

MOUNTING PAD LAYOUT

SOD-323

Unit : inch(mm)



ORDER INFORMATION

- Packing information
T/R - 12K per 13" plastic Reel
T/R - 5K per 7" plastic Reel



PJSD03W~PJSD36W

Part No_packing code_Version

PJSD03W_R1_00001

PJSD03W_R2_00001

For example :

RB500V-40_R2_00001



Packing Code XX				Version Code XXXXX		
Packing type	1 st Code	Packing size code	2 nd Code	HF or RoHS	1 st Code	2 nd ~5 th Code
Tape and Ammunition Box (T/B)	A	N/A	0	HF	0	serial number
Tape and Reel (T/R)	R	7"	1	RoHS	1	serial number
Bulk Packing (B/P)	B	13"	2			
Tube Packing (T/P)	T	26mm	X			
Tape and Reel (Right Oriented) (TRR)	S	52mm	Y			
Tape and Reel (Left Oriented) (TRL)	L	PANASERT T/B CATHODE UP (PBCU)	U			
FORMING	F	PANASERT T/B CATHODE DOWN (PBCD)	D			