



PJSOT05C-03/PJSOT24C-03

STANDARD CAPACITANCE TVS ARRAY

VOLTAGE 5 / 24 Volts **POWER** 250 Watts

FEATURES

- 250 Watts Peak Pulse Power per Line (tp=8/20 ms)
- Low Clamping Voltage
- Available in Multiple Voltage Types Ranging from 5V
- IEC 61000-4-2 ±15kV air, +8kV Contact
- Lead free in compliance with EU RoHS 2.0
- Green molding compound as per IEC 61249 standard

MECHANICAL DATA

- Case: SOT-23
- Terminals : Solderable per MIL-STD-750, Method 2026
- Weight: 0.0003 ounce, 0.0084 gram

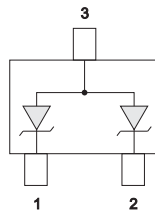
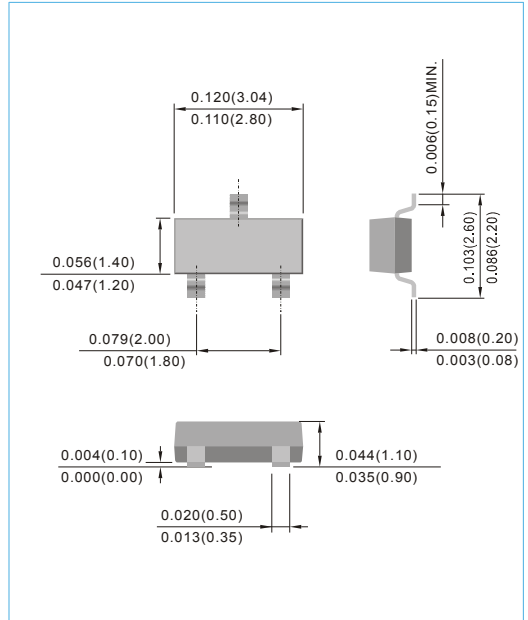


Fig.25

SOT-23 Unit : inch(mm)



DEVICE CHARACTERISTICS

Ratings at 25°C unless otherwise specified.

PARAMETER	SYMBOL	VALUE	UNITS
Peak Pulse Power (tp=8/20 μs) (NOTES 1,2)	P _{PP}	250	Watts
Forward Voltage@ 100mA,300μs-Square Wave	V _F	1.5	Volts
Peak Pulse Current on 10/1000μs waveform (NOTES 1)	I _{PPM}	see Table	Amps
Operating Temperature	T _J	-50 to 150	°C
Storage Temperature	T _{STG}	-50 to 150	°C

Part Number	Reverse Stand-off Voltage	Minmum Breakdown Voltage	Max Clamping Voltage @ 8/20 μsec	Peak Pulse Current 8/20 μsec	Maximum Leakage Current	Off-State Capacitance, 1MHz Zero dc Bias	Marking Code
	V _{RWM} (NOTES 3)	@1mA V _{BR}	V _{CL} @ I _{PP}	I _{PP}	@V _{RWM} I _D	C _d	
	Max. V	V	V	Max. A	μA	Max. pF	
PJSOT05C-03	5	6	12.6	21	20	250	2DC
PJSOT24C-03	24	26.7	45.3	6	1	55	6DC

NOTES :

1. Non-repetitive current pulse.
2. Mounted on copper pads to each terminal.
3. A transient suppressor is selected according to the working peak reverse voltage (V_{RWM}), which should be equal to or greater than the DC or continuous peak operating voltage level.



PJSOT05C-03/PJSOT24C-03

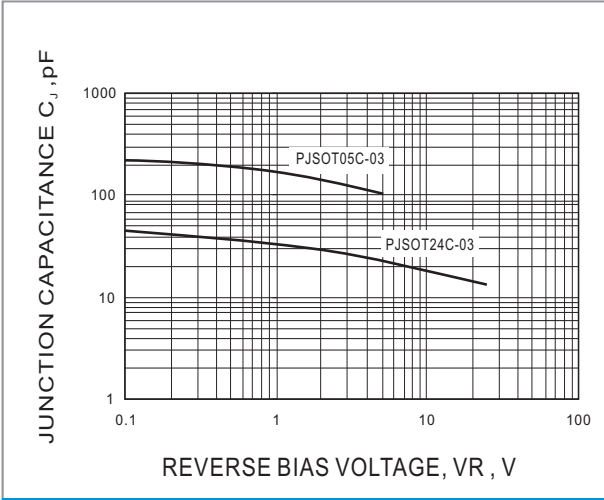


FIG. 1-TYPICAL CAPACITANCE

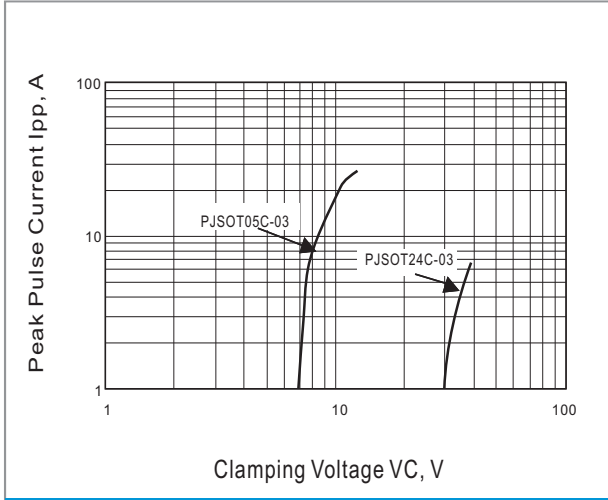


FIG. 2-PULSE WAVE FORM

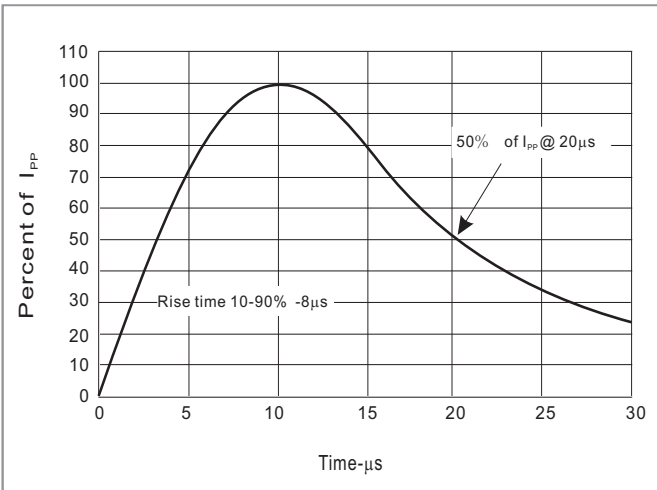
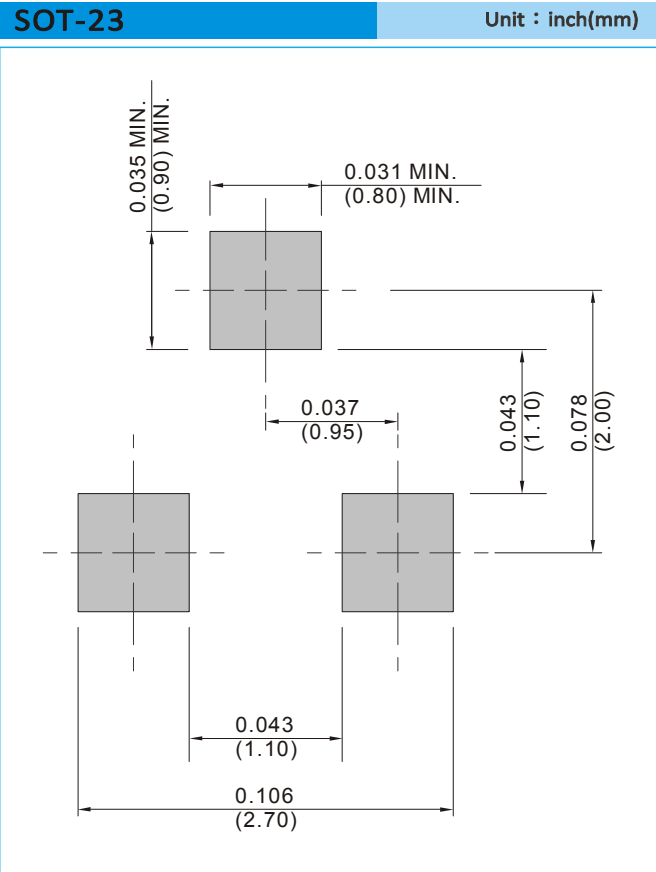


FIG. 3-PULSE WAVEFORM



PJSOT05C-03/PJSOT24C-03

MOUNTING PAD LAYOUT



ORDER INFORMATION

- Packing information
 - T/R - 12K per 13" plastic Reel
 - T/R - 3K per 7" plastic Reel



PJSOT05C-03/PJSOT24C-03

Part No_packing code_Version

PJSOT05C-03_R1_00001

PJSOT24C-03_R2_00001

For example :

RB500V-40_R2_00001



Packing Code XX				Version Code XXXXX		
Packing type	1 st Code	Packing size code	2 nd Code	HF or RoHS	1 st Code	2 nd ~5 th Code
Tape and Ammunition Box (T/B)	A	N/A	0	HF	0	serial number
Tape and Reel (T/R)	R	7"	1	RoHS	1	serial number
Bulk Packing (B/P)	B	13"	2			
Tube Packing (T/P)	T	26mm	X			
Tape and Reel (Right Oriented) (TRR)	S	52mm	Y			
Tape and Reel (Left Oriented) (TRL)	L	PANASERT T/B CATHODE UP (PBCU)	U			
FORMING	F	PANASERT T/B CATHODE DOWN (PBCD)	D			