

- ⊗ Maximum Reflow Temperature: 225°C (245°C for RoHS compliant)
- ⊗ Moisture Sensitivity Level: 1
- ⊗ Can be made available in a RoHS configuration by special request (Sn100 lead finish)

Electrical Specifications @ 25 °C – Operating Temperature – 40 °C to + 130 °C

Part5,6 Number	Turns Ratio	Current Rating (A)	Secondary Inductance (mH MIN)	DCR Primary (1,3-2,4) (mΩ MAX)	DCR Secondary (5-6) (mΩ MAX)	Hipot
PL1961	1:1:200	15.00	59.200	2.30	4200.0	500

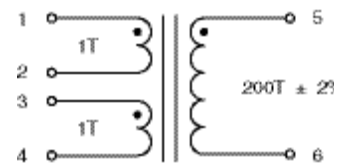
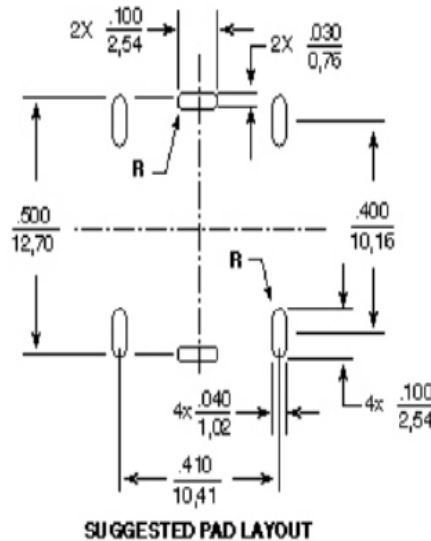
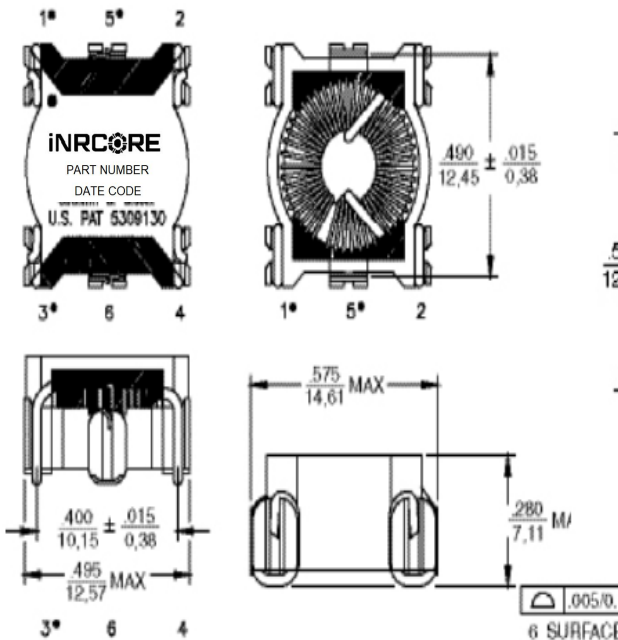
NOTES:

1. The temperature of the component (ambient temperature plus temperature rise) must be within the specified operating temperature range.
2. The maximum current rating is based upon temperature rise of the component and represents the dc current which will cause a typical temperature rise of 40°C with no air flow when both one turn windings connected in parallel.
3. To calculate the value of the terminating resistor (Rt) use the following formula: $R_t (W) = V_{REF} * N / (I_{peak_primary})$
4. The peak flux density of the device must remain below 2000 Gauss. To calculate the peak flux density for a uni-polar current use the following formula: $BPK = 14.29 * V_{REF} * (Duty_Cycle_Max) * 108 / (N * Freq_kHz)$ for bi-polar current applications divide BPK as calculated above by 2.
5. For RoHS compliant parts add suffix NL to the part number.
6. Add T suffix to the part number for tape and reel packaging.

Mechanical

Electrical Schematic

PL1961

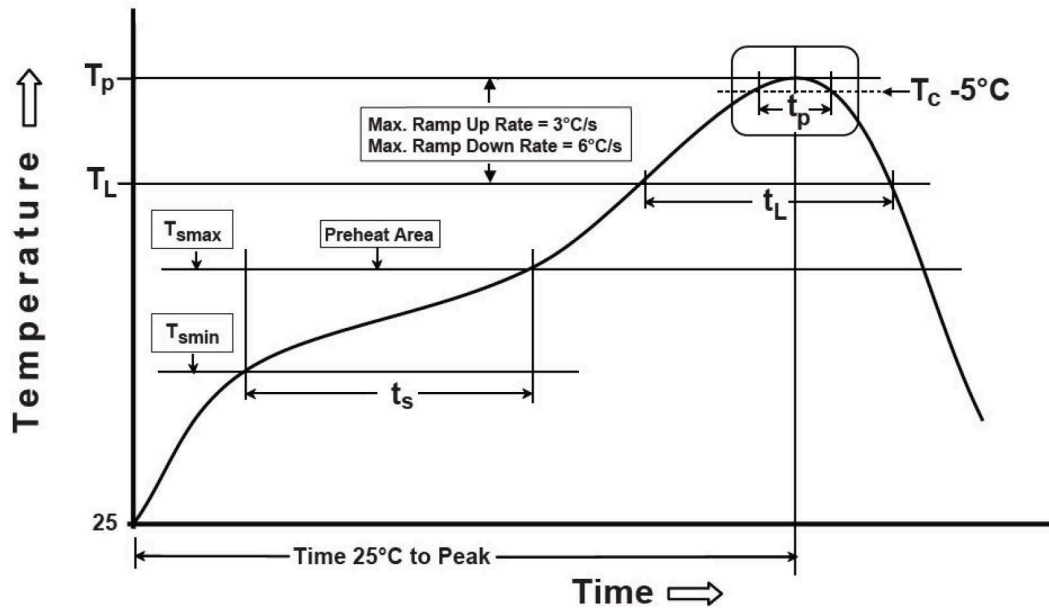


Weight 2.10 grams
 Tape & Reel 300/reel
 Tube 40/tube

Dimensions: $\frac{\text{Inches}}{\text{mm}}$
 Unless otherwise specified,
 all tolerances are $\pm \frac{.010}{0,25}$



Tin/Lead Recommended Reflow Profile (Based on J-STD-020D)



T_{SMIN} (°C)	T_{SMAX} (°C)	T_L (°C)	T_P (°C MAX)	t_s (s)	t_L (s)	t_p (s MAX)	Ramp-up rate (T_L to T_P)	Ramp-down rate (T_P to T_L)	Time 25°C to peak temperature (s MAX)
100	150	183	235	60-120	60-150	20	3°C/s MAX	6°C/s MAX	360

Notes:

1. All temperatures measured on the package leads.
2. Maximum times of reflow cycle: 2.

For More Information

iNRCORE, LLC
311 Sinclair Road Bristol,
PA 19007-6812 U.S.A
Tel: + 1.215.781.6400
Fax: +1.215.7816430

Global Sales Representatives and Locations:
<http://www.inrcore.com>

Performance warranty of products offered on this data sheet is limited to the parameters specified. Data is subject to change without notice. Other brand and product names mentioned herein may be trademarks or registered trademarks of their respective owners. © Copyright, 2020. iNRCORE, LLC. All rights reserved.

