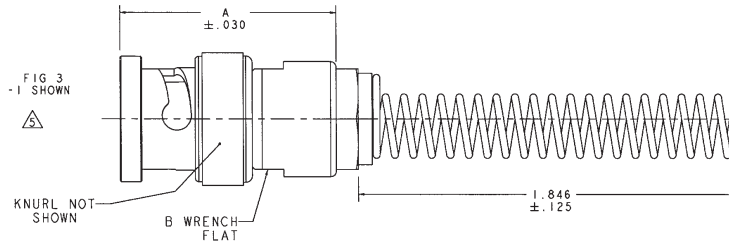
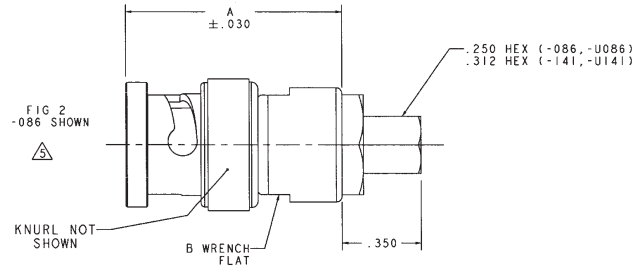
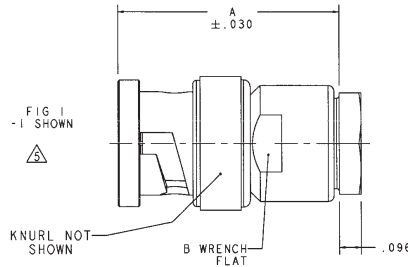
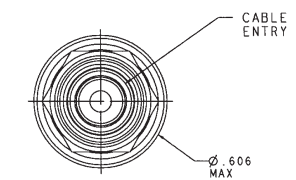
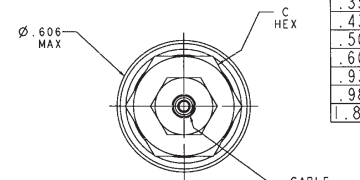
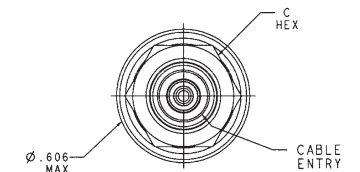


RED INDICATES ORIGINAL

DASH NO	FIG	CABLES ACCOMMODATED	A DIM	B FLATS	C HEX	ASSEMBLE PER
-1		RG-58				
-U1		ESSEX 621-715				
-2		RG-59				
-U2		BELDEN 8279				
-2A		AT&T 730A				
-U2A		RG-223				
-2B		RG-55	.931	.437	.437	TAI-101
-U2B		RG-122				
-3		BELDEN 8218				
-U3		RG-174				
-3A		RG-187				
-U3A		RG-196				
-4		HEWLETT-PACKARD 8120-1107				
-U4		BELDEN 9231	.988	.500	.500	TAI-119
-5		RG-5				
-U5		RG-6				
-5A		RG-303				
-U5A		RG-180				
-5B		GRUMMAN GC875GPI				
-U5B		RG-187 DBL SHLD				
-6		BELDEN 8228	.931	.437	.437	TAI-101
-U6		275-3991 MICRODOT				
-6E		616-569 AMPEX				
-U6E		810 RAYCHEM				
-7		RG-304				
-U7		9248 BELDEN				
-8		BRAND-REX B749				
-U8		GORE C06C032				
-9		88281 BELDEN	.988	.500	.500	TAI-119
-U9		89120 BELDEN				
-10		89555 BELDEN				
-U10		734A, AT&T				TAI-101
-11		RG-405	.931	.437	.437	TAI-130
-U11		RG-402				



REVISIONS				1-0369	SH 1C
REV	ECO NO.	DESCRIPTION	DNW	APPROVED	DATE
AE	11583	DASH NO COLUMN, -U1 WAS -10; SHEET 2, MADE CORRECTION IN -1 SECTION VIEW; SEE ECO	LSR	[Signature]	4/24/73



INCH	MM
.005	0.13
.030	0.76
.096	2.44
.125	3.18
.250	6.35
.312	7.92
.350	8.89
.437	11.10
.500	12.70
.606	15.39
.931	23.65
.988	25.10
1.846	46.89

△ IF BEND RELIEF SPRING REQUIRED ADD SUFFIX "BR" TO MODEL NO. (SEE FIG 3) (NOT AVAILABLE WITH CABLE GROUPS -6, -U6, -6E, -U6E, -51, -U51, -52, -U52, -63, -U63, -086, -U086, -141 & -U141)

△ FOR CABLE GROUPS -1 & -U1 SUPPLY 1 EA ACA1 FOR CABLE GROUPS -2 & -U2 SUPPLY 1 EA ACA2 FOR CABLE GROUPS -5 & -U5 SUPPLY 1 EA ACA5 MAY BE ASSEMBLED TO CABLE/CONNECTOR ASSY USING 3M SCOTCHGRIP NO. 1099 PLASTIC ADHESIVE, OR EQUIV.

△ IF PLASTIC STRAIN RELIEF REQUIRED, ADD SUFFIX "BT" TO MODEL NO. (ONLY AVAILABLE WITH -1, -U1, -2, -U2, -5, -U5)

- 4. BNC COAXIAL CABLE PLUG BOTH 50 & 75 OHM VERSIONS
- 3. DASH NO DENOTES CABLE GROUP EXCEPT "U" PREFIX DENOTES 75 OHM VERSION
- 2. FINISH: TFS-1A(NICKEL)(TOTAL BUILD-UP .000180-.000450)
- 1. ALL DIM ARE IN INCHES

QTY	DESCRIPTION	PART NUMBER	ITEM
12-09	105-1004	1-0204	110-0003
105-0717	105-0870	1-0207	1-0227
305-0541	105-0698	1-0212	105-0944
105-0158	105-0697	1-0215	105-0007
305-0383	105-0659	1-0216	105-0449
305-0187	105-0461	1-0218	105-0394
105-1016	105-0295	1-0220	1-0304

TOL UNLESS SPECIFIED
 IT # 005
 SEE #
 ANG #
 DWG LSR 6-26-96 MATERIAL CODE IDENT DRAWING NO.
 ENGR [Signature] 14949 I-0369 AE
 APPR [Signature] 4/24/73 SCALE 4/1 DATE 10-22-73 SHEET 1C