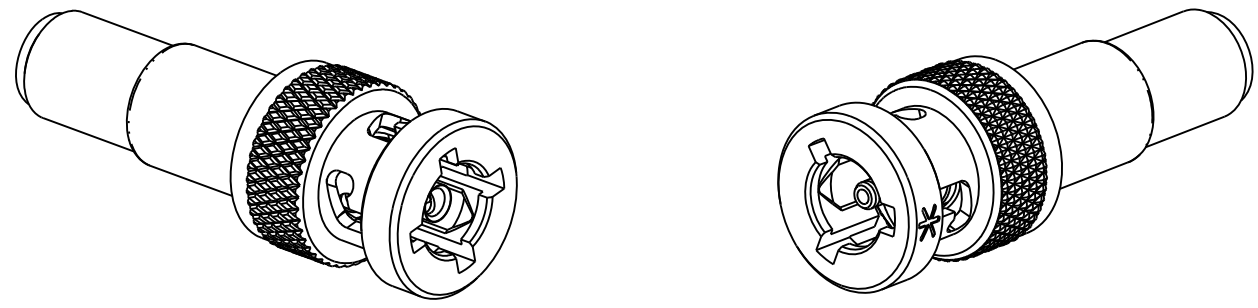


MODEL NUMBER	BAYONET SLEEVE			SLOTS	INTERMEDIATE CONTACT	CENTER CONTACT	TRK PLUG INTERFACE PER
	"A"	"B"	"C"				
PL455ACFLP-ZZZ	N/A - 4X 90°			4	PIN	SOCKET	SPC-09500-43-41
PL455ACPP-ZZZ	110°	125°	125°	3			
PL455ACRP-ZZZ	125°	125°	110°				
PL455ACWP-ZZZ	125°	110°	125°				
PL455ACFLS-ZZZ	N/A - 4X 90°			4	SOCKET	PIN	SPC-09500-43-40
PL455ACPS-ZZZ	110°	125°	125°	3			
PL455ACRS-ZZZ	125°	125°	110°				
PL455ACWS-ZZZ	125°	110°	125°				



MODEL NUMBER	CABLES ACCOMMODATED	"D"
PL455ACXXY-201	M17/176-00002	.030
PL455ACXXY-202	TWC-78-1, TROMPETER	
PL455ACXXY-203	TWC-124-1A, TROMPETER	
PL455ACXXY-204	10602, RAYCHEM	
PL455ACXXY-205	TWAC-78-1F2, TROMPETER	
PL455ACXXY-206	782600130, RAYCHEM	.075
PL455ACXXY-208	202-3927, MICRODOT	
PL455ACXXY-209	202-3942, MICRODOT	
PL455ACXXY-212	2524E0114, RAYCHEM	.030
PL455ACXXY-217	GC875TM24H, GRUMMAN	
PL455ACXXY-218	EPD22188B, RAYCHEM	
PL455ACXXY-219	2526D1114, RAYCHEM	.075
PL455ACXXY-220	GC875RR1, GRUMMAN	
PL455ACXXY-221	10614, RAYCHEM	
PL455ACXXY-222	10613, RAYCHEM	.030
PL455ACXXY-223	HMS2-1149, HUGHES	

NOTES: UNLESS OTHERWISE SPECIFIED.

1. MATERIAL & FINISH:

- 1.1 BODY, COUPLING SLEEVE & CRIMP BUSHING: NICKEL PLATED BRASS
- 1.2 INSULATOR: PTFE (TEFLON)
- 1.3 INTERMEDIATE CONTACT: GOLD PLATED BERYLLIUM COPPER
- 1.4 DIELECTRIC: PTFE (TEFLON)
- 1.5 CENTER CONTACT:
 - 1.5.1 PIN: GOLD PLATED BRASS
 - 1.5.2 SOCKET: GOLD PLATED BERYLLIUM COPPER
- 1.6 GASKET: SILICONE RUBBER

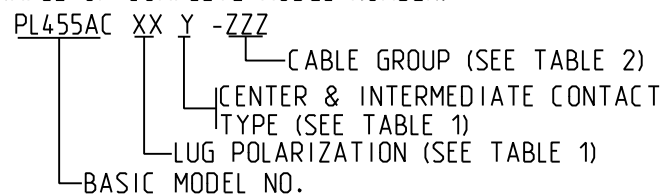
2. ELECTRICAL:

- 2.1 IMPEDANCE: NON-CONSTANT
- 2.2 SIGNALING: DIGITAL PER MIL-STD-1553

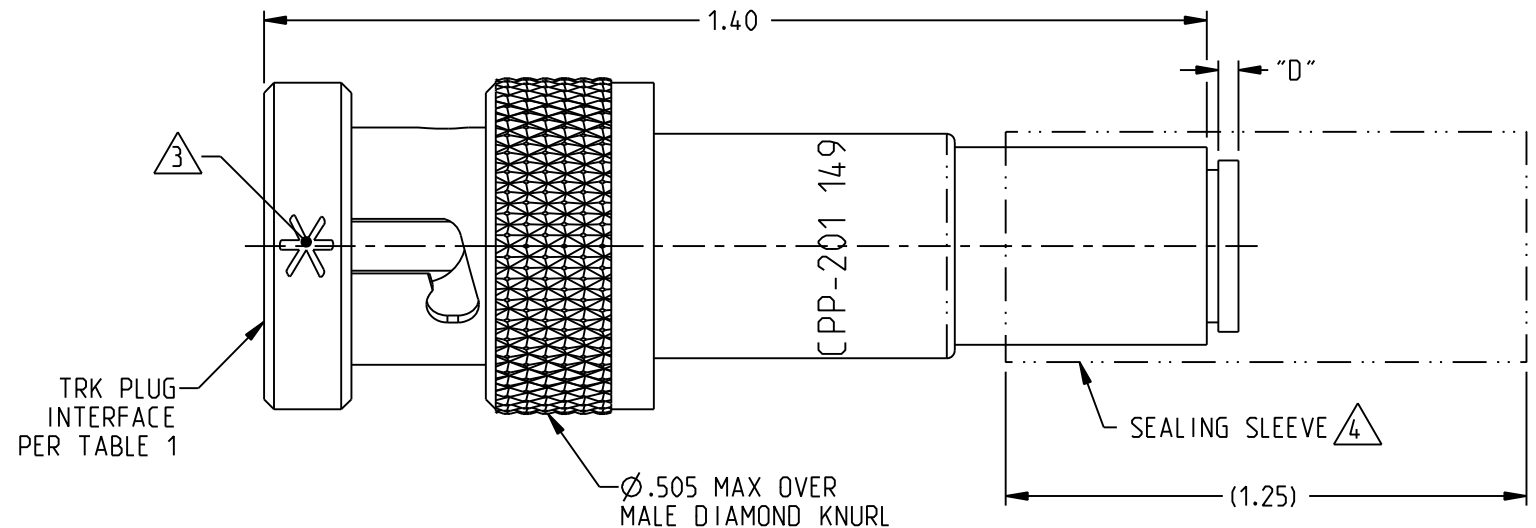
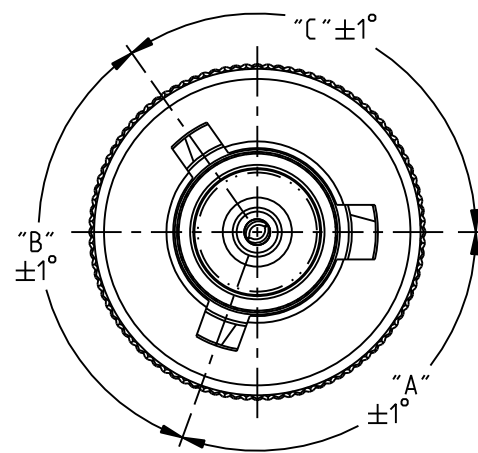
3. (.080) WIDE SLOT MARKED WITH AN ASTERISK ON THE O.D. OF 3-LUG BAYONET SLEEVES.

4. SEALING SLEEVE AND CRIMP BUSHING SUPPLIED LOOSE; NO SEALING SLEEVE SUPPLIED WITH -205 & -208

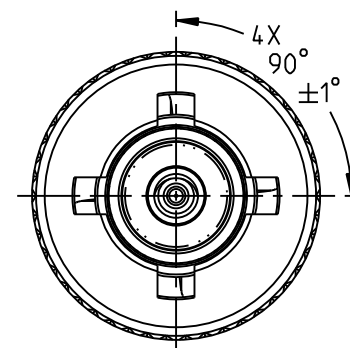
5. EXAMPLE OF COMPLETE MODEL NUMBER:



6. ASSEMBLE PER TAI-162.



PL455ACPP-201 SHOWN



PL455ACFLS-201 SHOWN

		TROMPETER	
	RoHS2 2011/65/EU	Title: TRK SERIES CABLE PLUG, TOOL CRIMP, PIN/SOCKET OR SOCKET/PIN	
<small>NOTICE: The information on this drawing is PROPRIETARY and must not be used without the permission of Cinch Connectivity Solutions. It may contain data whose export is restricted. Verify status prior to exporting.</small>		Model No. PL455ACXXY-ZZZ	Date 4/29/2022
INTERPRET DRAWING IN ACCORDANCE WITH ASME Y14.5-2018	Size B	DO NOT SCALE DRAWING	Sheet 1 OF 1